



Introductory sub-table (I)(a)			
Name of the Company: The Sandur Manganese & Iron Ores Limited			
Scrip Code, Name of the scrip, class of security: 504918, SANDUMA, Group (B)			
Quarter ended: 30 SEPTEMBER 2014			
Partly paid-up shares:-	No. of partly paid-up shares	As a % of total no. of partly paid-up shares	As a % of total no. of shares of the company
Held by promoter/promoter group	0	0	0
Held by public	0	0	0
<b>Total</b>	<b>0</b>	<b>0</b>	<b>0</b>
Outstanding convertible securities:	No. of outstanding securities	As a % of total no. of outstanding convertible securities	As a % of total no. of shares of the company, assuming full conversion of the convertible securities
Held by promoter/promoter group	0	0	0
Held by public	0	0	0
<b>Total</b>	<b>0</b>	<b>0</b>	<b>0</b>
Warrants:-	No. of warrants	As a % of total no. of warrants	As a % of total no. of shares of the company, assuming full conversion of warrants
Held by promoter/promoter group	0	0	0
Held by public	0	0	0
<b>Total</b>	<b>0</b>	<b>0</b>	<b>0</b>
Total paid-up capital of the company, assuming full conversion of warrants & convertible securities 87,50,000 equity shares at Rs.10/- each.	87500000		

**CERTIFIED**  
  
 Md. Abdul Saleem  
 CS & CGM (Mines)


(1)(b) Statement showing holding of securities (including shares, warrants, convertible securities) of persons belonging to the category "Promoter and Promoter Group"

Sr. No.	Name of the shareholder	Details of Shares held		Encumbered shares (*)			Details of warrants		Details of convertible securities		Total shares (including underlying shares assuming full conversion of warrants and convertible securities) as a % of diluted share capital
		Number of shares held	As a % of grand total of (A) + (B) + (C)	No.	As a percentage	As a % of grand total (A)+(B)+(C) of sub-clause (I)(a)	Number of warrants held	As a % total number of warrants of the same class	Number of convertible securities held	As a % total number of convertible securities of the same class	
(I)	(II)	(III)	(IV)	(V)	(VI)=(V)/(III)*100	(VII)	(VIII)	(IX)	(X)	(XI)	(XII)
1	Ghorpade M Y	100	0.00	0	0.00	0.00	0	0.00	0	0.00	0.00
2	Ajai M. Ghorpade	26830	0.31	0	0.00	0.00	0	0.00	0	0.00	0.31
3	Survaprabha	500	0.01	0	0.00	0.00	0	0.00	0	0.00	0.01
4	Ghorpade S Y	22130	0.25	0	0.00	0.00	0	0.00	0	0.00	0.25
5	Yashodharadevi S. Ghorpade	3925	0.04	0	0.00	0.00	0	0.00	0	0.00	0.04
6	Anuradha Dhaibar	3800	0.04	0	0.00	0.00	0	0.00	0	0.00	0.04
7	Aditya S Ghorpade	500	0.01	0	0.00	0.00	0	0.00	0	0.00	0.01
8	Dhananjai S Ghorpade	785	0.01	0	0.00	0.00	0	0.00	0	0.00	0.01
9	Ekambar A Ghorpade (Minor)	4200	0.05	0	0.00	0.00	0	0.00	0	0.00	0.05
10	Bahirji A Ghorpade (Minor)	4200	0.05	0	0.00	0.00	0	0.00	0	0.00	0.05
11	Nazim Sheikh & S Y Ghorpade	273300	3.12	0	0.00	0.00	0	0.00	0	0.00	3.12
12	Nazim Sheikh	3100	0.04	0	0.00	0.00	0	0.00	0	0.00	0.04
13	Mohan S H	1250	0.01	0	0.00	0.00	0	0.00	0	0.00	0.01
14	N S Lakshmanan	1100	0.01	0	0.00	0.00	0	0.00	0	0.00	0.01
15	Skand Private Limited	2032719	23.23	0	0.00	0.00	0	0.00	0	0.00	23.23
16	Sandur Udyog Private Ltd.,	364529	4.17	0	0.00	0.00	0	0.00	0	0.00	4.17
17	Sandur Sales & Services Pvt Ltd	279126	3.19	0	0.00	0.00	0	0.00	0	0.00	3.19
18	Lohagiri Industrials Pvt Ltd.,	265540	3.03	0	0.00	0.00	0	0.00	0	0.00	3.03
19	Sattari Engg Enterprises Pvt Ltd	1683121	19.24	0	0.00	0.00	0	0.00	0	0.00	19.24
20	Sunshine Real Estates & Constructions Private Limited	998100	11.41	0	0.00	0.00	0	0.00	0	0.00	11.41
21	Euro Industrial Enterprises Private Limited	375805	4.29	0	0.00	0.00	0	0.00	0	0.00	4.29
	<b>TOTAL</b>	<b>6344660</b>	<b>72.51</b>	<b>0</b>	<b>0.00</b>	<b>0.00</b>	<b>0</b>	<b>0.00</b>	<b>0</b>	<b>0.00</b>	<b>72.51</b>

(\*) The term "encumbrance" has the same meaning as assigned to it in regulation 28(3) of the SAST Regulations, 2011

**CERTIFIED**  
  
**Md. Abdul Saleem**  
**CS & CGM (Mines)**

Statement Showing Shareholding Pattern									
Category code	Category of Shareholder	Number of Shareholders	Total number of shares	Number of shares held in dematerialized form	Total shareholding as a percentage of total number of shares		Shares Pledged or otherwise encumbered		
					As a percentage of (A+B)	As a percentage of (A+B+C)	Number of shares	As a percentage	
					(I)	(II)			(III)
(A)	<b>Shareholding of Promoter and Promoter Group</b>								
1	<b>Indian</b>								
(a)	Individuals/ Hindu Undivided Family	14	345720	336370	3.95	3.95	0	0.00	
(b)	Central Government/ State Government(s)	0	0	0	0.00	0.00	0	0.00	
(c)	Bodies Corporate	7	5998940	4315819	68.56	68.56	0	0.00	
(d)	Financial Institutions/ Banks	0	0	0	0.00	0.00	0	0.00	
(e)	Any Others(Specify)	0	0	0	0.00	0.00	0	0.00	
(e-i)									
(e-ii)									
	<b>Sub Total(A)(1)</b>	<b>21</b>	<b>6344660</b>	<b>4652189</b>	<b>72.51</b>	<b>72.51</b>	<b>0</b>	<b>0.00</b>	
2	<b>Foreign</b>								
a	Individuals (Non-Residents Individuals/ Foreign Individuals)	0	0	0	0.00	0.00	0	0.00	
b	Bodies Corporate	0	0	0	0.00	0.00	0	0.00	
c	Institutions	0	0	0	0.00	0.00	0	0.00	
d	Qualified Foreign Investor	0	0	0	0.00	0.00	0	0.00	
e	Any Others(Specify)	0	0	0	0.00	0.00	0	0.00	
e-i									
e-ii									
	<b>Sub Total(A)(2)</b>	<b>0</b>	<b>0</b>	<b>0</b>	<b>0.00</b>	<b>0.00</b>	<b>0</b>	<b>0.00</b>	
	<b>Total Shareholding of Promoter and Promoter Group (A)= (A)(1)+(A)(2)</b>	<b>21</b>	<b>6344660</b>	<b>4652189</b>	<b>72.51</b>	<b>72.51</b>	<b>0</b>	<b>0.00</b>	
(B)	<b>Public shareholding</b>								
1	<b>Institutions</b>								
(a)	Mutual Funds/ UTI	1	1250	0	0.01	0.01	0	0.00	
(b)	Financial Institutions Banks	5	50650	48150	0.58	0.58	0	0.00	
(c)	Central Government/ State Government(s)	0	0	0	0.00	0.00	0	0.00	
(d)	Venture Capital Funds	0	0	0	0.00	0.00	0	0.00	
(e)	Insurance Companies	1	100000	100000	1.14	1.14	0	0.00	
(f)	Foreign Institutional Investors	2	2250	2250	0.03	0.03	0	0.00	
(g)	Foreign Venture Capital Investors	0	0	0	0.00	0.00	0	0.00	
(h)	Qualified Foreign Investor	0	0	0	0.00	0.00	0	0.00	
(i)	Any Other (specify)	0	0	0	0.00	0.00	0	0.00	
(i-ii)									
(i-ii)									
	<b>Sub-Total (B)(1)</b>	<b>9</b>	<b>154150</b>	<b>150400</b>	<b>1.76</b>	<b>1.76</b>	<b>0</b>	<b>0.00</b>	
B 2	<b>Non-institutions</b>								
(a)	Bodies Corporate	288	505088	502088	5.77	5.77	0	0.00	
(b)	Individuals								
	i. Individual shareholders holding nominal share capital up to Rs 1 lakh	6326	1093238	943848	12.49	12.49	0	0.00	
	ii. Individual shareholders holding nominal share capital in excess of Rs. 1 lakh.	14	576980	514080	6.59	6.59	0	0.00	
(c)	Qualified Foreign Investor	0	0	0	0.00	0.00	0	0.00	
(d)	Any Other (specify) Trust	0	0	0	0.00	0.00	0	0.00	
	i. Clearing members	92	62508	62508	0.71	0.71	0	0.00	
	ii. Non Resident Individuals	45	13376	13126	0.15	0.15	0	0.00	
	<b>Sub-Total (B)(2)</b>	<b>6765</b>	<b>2251190</b>	<b>2035650</b>	<b>25.73</b>	<b>25.73</b>	<b>0</b>	<b>0.00</b>	
(B)	<b>Total Public Shareholding (B)= (B)(1)+(B)(2)</b>	<b>6774</b>	<b>2405340</b>	<b>2186050</b>	<b>27.49</b>	<b>27.49</b>	<b>0</b>	<b>0.00</b>	
	<b>TOTAL (A)+(B)</b>	<b>6795</b>	<b>8750000</b>	<b>6838239</b>	<b>100.00</b>	<b>100.00</b>	<b>0</b>	<b>0.00</b>	
(C)	<b>Shares held by Custodians and against which Depository Receipts have been issued</b>								
1	Promoter and Promoter Group	0	0	0	0	0.00	0	0.00	
2	Public	0	0	0	0	0.00	0	0.00	
	<b>Sub-Total (C)</b>	<b>0</b>	<b>0</b>	<b>0</b>	<b>0</b>	<b>0.00</b>	<b>0</b>	<b>0.00</b>	
	<b>GRAND TOTAL (A)+(B)+(C)</b>	<b>6795</b>	<b>8750000</b>	<b>6838239</b>	<b>100.00</b>	<b>100.00</b>	<b>0</b>	<b>0.00</b>	

  
**MD. ABDUL SALEEM**  
 CS & CQM (Mines)



(I)(c)(i) Statement showing holding of securities (including shares, warrants, convertible securities) of persons belonging to the category "Public" and holding more than 1% of the total number of shares								
Sr. No.	Name of the shareholder	Number of shares held	Shares as a percentage of total number of shares {i.e., Grand Total (A)+(B)+(C) indicated in Statement at para (I)(a) above}	Details of warrants		Details of convertible securities		Total shares (including underlying shares assuming full conversion of warrants and convertible securities) as a % of diluted share capital
				Number of warrants held	As a % total number of warrants of the same class	Number of convertible securities held	% w.r.t total number of convertible securities of the same class	
1	Anand Shankar Mall	89579	1.02	0	0.00	0	0.00	1.02
2	The New India Assurance Company Limited	100000	1.14	0	0.00	0	0.00	1.14
3	Madhuri Omprakash Damani	102650	1.17	0	0.00	0	0.00	1.17
4	Sagar Mal Mall	132984	1.52	0	0.00	0	0.00	1.52
<b>TOTAL</b>		<b>425213</b>	<b>4.86</b>	<b>0</b>	<b>0.00</b>	<b>0</b>	<b>0.00</b>	<b>4.86</b>

(I)(c)(ii) Statement showing holding of securities (including shares, warrants, convertible securities) of persons (together with PAC) belonging to the category "Public" and holding more than 5% of the total number of shares of the company								
Sr. No.	Name(s) of the shareholder(s) and the Persons Acting in Concert (PAC) with them	Number of shares	Shares as a percentage of total number of shares {i.e., Grand Total (A)+(B)+(C)}	Details of warrants		Details of convertible securities		Total shares (including underlying shares assuming full conversion of warrants and convertible securities)
				Number of warrants	As a % total number of warrants of the same class	Number of convertible securities held	% w.r.t total number of convertible securities of the same class	
1	NIL	0	0	0	0.00	0	0.00	0.00
<b>TOTAL</b>		<b>0</b>	<b>0.00</b>	<b>0</b>	<b>0.00</b>	<b>0</b>	<b>0.00</b>	<b>0.00</b>

(I)(d) Statement showing details of locked-in shares			
Sr. No.	Name of the shareholder	Number of locked-in shares	Locked-in shares as a percentage of total number of shares {i.e., Grand Total (A)+(B)+(C) indicated in Statement at para (I)(a) above}
1	NIL	0	0.00
<b>TOTAL</b>		<b>0</b>	<b>0.00</b>

(II)(a) Statement showing details of Depository Receipts (DRs)				
Sr. No.	Type of outstanding DR (ADRs, GDRs, SDRs, etc.)	Number of outstanding DRs	Number of shares underlying outstanding DRs	Shares underlying outstanding DRs as a percentage of total number of shares {i.e., Grand Total (A)+(B)+(C) indicated in Statement at para (I)(a) above}
1	NIL	0	0	0.00
<b>TOTAL</b>		<b>0</b>	<b>0</b>	<b>0</b>

(II)(b) Statement showing holding of Depository Receipts (DRs), where underlying shares held by "promoter/promoter group" are in excess of 1% of the total number of shares				
Sr. No.	Name of the DR Holder	Type of outstanding DR (ADRs, GDRs, SDRs, etc.)	Number of shares underlying outstanding DRs	Shares underlying outstanding DRs as a percentage of total number of shares {i.e., Grand Total (A)+(B)+(C) indicated in Statement at para (I)(a) above}
1	NIL	NIL	0	0.00
<b>TOTAL</b>			<b>0</b>	<b>0.00</b>

CERTIFIED

Md. Abdul Saleem  
CS & CGM (Mines)