

Introductory sub-table (I)(a)			
Name of the Company: The Sandur Manganese & Iron Ores Limited			
Scrip Code, Name of the scrip, class of security: 504918, SANDUMA, Group (B)			
Quarter ended: 31 MARCH 2015			
Partly paid-up shares:-	No. of partly paid-up shares	As a % of total no. of partly paid-up shares	As a % of total no. of shares of the company
Held by promoter/promoter group	0	0	0
Held by public	0	0	0
Total	0	0	0
Outstanding convertible securities:-	No. of outstanding securities	As a % of total no. of outstanding convertible securities	As a % of total no. of shares of the company, assuming full conversion of the convertible securities
Held by promoter/promoter group	0	0	0
Held by public	0	0	0
Total	0	0	0
Warrants:-	No. of warrants	As a % of total no. of warrants	As a % of total no. of shares of the company, assuming full conversion of warrants
Held by promoter/promoter group	0	0	0
Held by public	0	0	0
Total	0	0	0
Total paid-up capital of the company, assuming full conversion of warrants & convertible securities 87,50,000 equity shares at Rs.10/- each.	87500000		

for The Sandur Manganese & Iron Ores Limited

Md. Abdul Saleem  
CS & CGM (Mines)



Statement Showing Shareholding Pattern								
Table (I)(a)								
Category code	Category of Shareholder	Number of Shareholders	Total number of shares	Number of shares held in dematerialized form	Total shareholding as a percentage of total number of shares		Shares Pledged or otherwise encumbered	
					As a percentage of (A+B)	As a percentage of (A+B+C)	Number of shares	As a percentage
(I)	(II)	(III)	(IV)	(V)	(VI)	(VII)	(VIII)	(IX)= (VIII)/(IV)*100
(A)	<b>Shareholding of Promoter and Promoter Group</b>							
1	<b>Indian</b>							
(a)	Individuals/ Hindu Undivided Family	17	341800	334750	3.91	3.91	0	0.00
(b)	Central Government/ State Government(s)	0	0	0	0.00	0.00	0	0.00
(c)	Bodies Corporate	7	6005540	6005540	68.63	68.63	0	0.00
(d)	Financial Institutions/ Banks	0	0	0	0.00	0.00	0	0.00
(e)	Any Others(Specify)	0	0	0	0.00	0.00	0	0.00
(e-i)								
(e-ii)								
	<b>Sub Total(A)(1)</b>	<b>24</b>	<b>6347340</b>	<b>6340290</b>	<b>72.54</b>	<b>72.54</b>	<b>0</b>	<b>0.00</b>
2	<b>Foreign</b>							
a	Individuals (Non-Residents Individuals/ Foreign Individuals)	0	0	0	0.00	0.00	0	0.00
b	Bodies Corporate	0	0	0	0.00	0.00	0	0.00
c	Institutions	0	0	0	0.00	0.00	0	0.00
d	Qualified Foreign Investor	0	0	0	0.00	0.00	0	0.00
e	Any Others(Specify)	0	0	0	0.00	0.00	0	0.00
e-i								
e-ii								
	<b>Sub Total(A)(2)</b>	<b>0</b>	<b>0</b>	<b>0</b>	<b>0.00</b>	<b>0.00</b>	<b>0</b>	<b>0.00</b>
	<b>Total Shareholding of Promoter and Promoter Group (A)= (A)(1)+(A)(2)</b>	<b>24</b>	<b>6347340</b>	<b>6340290</b>	<b>72.54</b>	<b>72.54</b>	<b>0</b>	<b>0.00</b>
(B)	<b>Public shareholding</b>							
1	<b>Institutions</b>							
(a)	Mutual Funds/ UTI	1	1250	0	0.01	0.01	0	0.00
(b)	Financial Institutions/ Banks	5	50650	48150	0.58	0.58	0	0.00
(c)	Central Government/ State Government(s)	0	0	0	0.00	0.00	0	0.00
(d)	Venture Capital Funds	0	0	0	0.00	0.00	0	0.00
(e)	Insurance Companies	1	100000	100000	1.14	1.14	0	0.00
(f)	Foreign Institutional Investors	0	0	0	0.00	0.00	0	0.00
(g)	Foreign Venture Capital Investors	0	0	0	0.00	0.00	0	0.00
(h)	Qualified Foreign Investor	0	0	0	0.00	0.00	0	0.00
(i)	Any Other (specify)	0	0	0	0.00	0.00	0	0.00
(i-i)		0	0	0	0.00	0.00	0	0.00
(i-ii)								
	<b>Sub-Total (B)(1)</b>	<b>7</b>	<b>151900</b>	<b>148150</b>	<b>1.74</b>	<b>1.74</b>	<b>0</b>	<b>0.00</b>
B 2	<b>Non-institutions</b>							
(a)	Bodies Corporate	250	518611	515611	5.93	5.93	0	0.00
(b)	Individuals							
	i. Individual shareholders holding nominal share capital up to Rs 1 lakh	6541	1131135	982870	12.93	12.93	0	0.00
	ii. Individual shareholders holding nominal share capital in excess of Rs. 1 lakh.	13	542708	479808	6.20	6.20	0	0.00
(c)	Qualified Foreign Investor	0	0	0	0.00	0.00	0	0.00
(d)	Any Other (specify)	0	0	0	0.00	0.00	0	0.00
	i. Clearing members	90	48381	48381	0.55	0.55	0	0.00
	ii. Non Resident Individuals	49	9175	8925	0.10	0.10	0	0.00
	iii. Trust	1	500	500	0.01	0.01	0	0.00
	iv. Foreign Portfolio Investor - Corporate	1	250	250	0.00	0.00	0	0.00
	<b>Sub-Total (B)(2)</b>	<b>6945</b>	<b>2250760</b>	<b>2036345</b>	<b>25.72</b>	<b>25.72</b>	<b>0</b>	<b>0.00</b>
(B)	<b>Total Public Shareholding (B)= (B)(1)+(B)(2)</b>	<b>6952</b>	<b>2402660</b>	<b>2184495</b>	<b>27.46</b>	<b>27.46</b>	<b>0</b>	<b>0.00</b>
	<b>TOTAL (A)+(B)</b>	<b>6976</b>	<b>8750000</b>	<b>8524785</b>	<b>100.00</b>	<b>100.00</b>	<b>0</b>	<b>0.00</b>
(C)	<b>Shares held by Custodians and against which Depository Receipts have been issued</b>							
1	Promoter and Promoter Group	0	0	0	0	0.00	0	0.00
2	Public	0	0	0	0	0.00	0	0.00
	<b>Sub-Total (C)</b>	<b>0</b>	<b>0</b>	<b>0</b>	<b>0</b>	<b>0.00</b>	<b>0</b>	<b>0.00</b>
	<b>GRAND TOTAL (A)+(B)+(C)</b>	<b>6976</b>	<b>8750000</b>	<b>8524785</b>	<b>100.00</b>	<b>100.00</b>	<b>0</b>	<b>0.00</b>

for The Sandur Manganese & Iron Ores Limited

Md. Abdul Saleem  
CS & CGM (Mines)




(I)(b) Statement showing holding of securities (including shares, warrants, convertible securities) of persons belonging to the category "Promoter and Promoter Group"

Sr. No.	Name of the shareholder	Details of Shares held		Encumbered shares (*)			Details of warrants		Details of convertible securities		Total shares (including underlying shares assuming full conversion of warrants and convertible securities) as a % of diluted share capital
		Number of shares held	As a % of grand total of (A) +(B) +( C )	No.	As a percentage	As a % of grand total (A)+(B)+(C) of sub-clause (I)(a )	Number of warrants held	As a % total number of warrants of the same class	Number of convertible securities held	As a % total number of convertible securities of the same class	
(I)	(II)	(III)	(IV)	(V)	(VI)=(V)/(III)*100	(VII)	(VIII)	(IX)	(X)	(XI)	(XII)
1	Ghorpade M Y	100	0.00	0	0.00	0.00	0	0.00	0	0.00	0.00
2	Ajai M. Ghorpade	11830	0.14	0	0.00	0.00	0	0.00	0	0.00	0.14
3	Suryaprabha	500	0.01	0	0.00	0.00	0	0.00	0	0.00	0.01
4	Ghorpade S Y	24930	0.28	0	0.00	0.00	0	0.00	0	0.00	0.28
5	Yashodharadevi S Ghorpade	3925	0.04	0	0.00	0.00	0	0.00	0	0.00	0.04
6	Aditya S Ghorpade	500	0.01	0	0.00	0.00	0	0.00	0	0.00	0.01
7	Dhananjai S Ghorpade	785	0.01	0	0.00	0.00	0	0.00	0	0.00	0.01
8	Ekambar A Ghorpade (Minor)	4200	0.05	0	0.00	0.00	0	0.00	0	0.00	0.05
9	Bahirji A Ghorpade	4200	0.05	0	0.00	0.00	0	0.00	0	0.00	0.05
10	Nazim Sheikh & S.Y.Gho-pade	273300	3.12	0	0.00	0.00	0	0.00	0	0.00	3.12
11	Nazim Sheikh	5900	0.07	0	0.00	0.00	0	0.00	0	0.00	0.07
12	Mohan S.H	4050	0.05	0	0.00	0.00	0	0.00	0	0.00	0.05
13	N S Lakshmanan	1100	0.01	0	0.00	0.00	0	0.00	0	0.00	0.01
14	U R Acharya	2000	0.02	0	0.00	0.00	0	0.00	0	0.00	0.02
15	Sridhar S.R.	2100	0.02	0	0.00	0.00	0	0.00	0	0.00	0.02
16	K Raman	950	0.01	0	0.00	0.00	0	0.00	0	0.00	0.01
17	MD Abdul Saleem	1430	0.02	0	0.00	0.00	0	0.00	0	0.00	0.02
18	Skand Private Limited	1960719	22.41	0	0.00	0.00	0	0.00	0	0.00	22.41
19	Sandur Udyog Private Ltd.,	364529	4.17	0	0.00	0.00	0	0.00	0	0.00	4.17
20	Sandur Sales & Services Pvt Ltd	279126	3.19	0	0.00	0.00	0	0.00	0	0.00	3.19
21	Lohagiri Industrials Pvt Ltd.,	295540	3.38	0	0.00	0.00	0	0.00	0	0.00	3.38
22	Sattari Engg Enterprises Pvt Ltd	1552721	17.75	0	0.00	0.00	0	0.00	0	0.00	17.75
23	Sunshine Real Estates &Constructions Private Limited	1130100	12.92	0	0.00	0.00	0	0.00	0	0.00	12.92
24	Euro Industrial Enterprises Private Limited	422805	4.83	0	0.00	0.00	0	0.00	0	0.00	4.83
	<b>TOTAL</b>	<b>6347340</b>	<b>72.54</b>	<b>0</b>	<b>0.00</b>	<b>0.00</b>	<b>0</b>	<b>0.00</b>	<b>0</b>	<b>0.00</b>	<b>72.54</b>

(\*) The term "encumbrance" has the same meaning as assigned to it in regulation 28(3) of the SAST Regulations, 2011


for The Sandur Manganese & Iron Ores Limited

  
Md. Abdul Saleem  
CS & CGM (Mines)



(I)(c)(i) Statement showing holding of securities (including shares, warrants, convertible securities) of persons belonging to the category "Public" and holding more than 1% of the total number of shares								
Sr. No.	Name of the shareholder	Number of shares held	Shares as a percentage of total number of shares {i.e., Grand Total (A)+(B)+(C) indicated in Statement at para (I)(a) above}	Details of warrants		Details of convertible securities		Total shares (including underlying shares assuming full conversion of warrants and convertible securities) as a % of diluted share capital
				Number of warrants held	As a % total number of warrants of the same class	Number of convertible securities held	% w.r.t total number of convertible securities of the same class	
1	Anand Shankar Mall	89579	1.02	0	0.00	0	0.00	1.02
2	The New India Assurance Company Limited	100000	1.14	0	0.00	0	0.00	1.14
3	Madhuri Omprakash Damani	102650	1.17	0	0.00	0	0.00	1.17
4	Sagar Mal Mall	132984	1.52	0	0.00	0	0.00	1.52
	<b>TOTAL</b>	<b>425213</b>	<b>4.86</b>	<b>0</b>	<b>0.00</b>	<b>0</b>	<b>0.00</b>	<b>4.86</b>

for The Sandur Manganese & Iron Ores Limited


  
Md. Abdul Saleem  
CS & CGM (Mines)



(I)(c)(ii) Statement showing holding of securities (including shares, warrants, convertible securities) of persons (together with PAC) belonging to the category "Public" and holding more than 5% of the total number of shares of the company

Sr. No.	Name(s) of the shareholder(s) and the Persons Acting in Concert (PAC) with them	Number of shares	Shares as a percentage of total number of shares {i.e., Grand Total (A)+(B)+(C) indicated in Statement at para (I)(a) above}	Details of warrants		Details of convertible securities		Total shares (including underlying shares assuming full conversion of warrants and convertible securities) as a % of diluted share capital
				Number of warrants	As a % total number of warrants of the same class	Number of convertible securities held	% w.r.t total number of convertible securities of the same class	
1	NIL	0	0.00	0	0.00	0	0.00	0.00
<b>TOTAL</b>		<b>0</b>	<b>0.00</b>	<b>0</b>	<b>0.00</b>	<b>0</b>	<b>0.00</b>	<b>0.00</b>

*for The Sandur Manganese & Iron Ores Limited*



*Md. Abdul Saleem  
CS & CGM (Mines)*



(I)(d) Statement showing details of locked-in shares

Sr. No.	Name of the shareholder	Number of locked-in shares	Locked-in shares as a percentage of total number of shares {i.e., Grand Total (A)+(B)+(C) indicated in Statement at para (I)(a) above}
1	NIL	0	0.00
TOTAL		0	0.00

*for The Sandur Manganese & Iron Ores Limited*

  
Md. Abdul Saleem  
CS & CGM (Mines)



(II)(a) Statement showing details of Depository Receipts (DRs)

Sr. No.	Type of outstanding DR (ADRs, GDRs, SDRs, etc.)	Number of outstanding DRs	Number of shares underlying outstanding DRs	Shares underlying outstanding DRs as a percentage of total number of shares {i.e., Grand Total (A)+(B)+(C) indicated in Statement at para (I)(a) above}
1	NIL	0	0	0.00
TOTAL		0	0	0.00

*for The Sandur Manganese & Iron Ores Limited*

  
Md. Abdul Saleem  
CS & CGM (Mines)



(II)(b) Statement showing holding of Depository Receipts (DRs), where underlying shares held by "promoter/promoter group" are in excess of 1% of the total number of shares

Sr. No.	Name of the DR Holder	Type of outstanding DR (ADRs, GDRs, SDRs, etc.)	Number of shares underlying outstanding DRs	Shares underlying outstanding DRs as a percentage of total number of shares {i.e., Grand Total (A)+(B)+(C) indicated in Statement at para (I)(a) above}
1	NIL	NIL	0	0.00
	<b>TOTAL</b>		<b>0.00</b>	<b>0.00</b>

*for The Sandur Manganese & Iron Ores Limited*

  
Md. Abdul Saleem  
CS & CGM (Mines)