

The Sandur Manganese & Iron Ores Limited

Registered Office: 'Satyalaya', Door No. 266 (Old No.80), Ward No.1
Behind Taluk Office, Sandur - 583 119, Ballari District
CIN:L85110KA1954PLC000759; Website: www.sandurgroup.com
Telephone: +91 8395 260301 Fax: +91 8395 260473

CORPORATE OFFICE:

No.1A & 2C, 'Redifice Signature'
No.6, Hospital Road, Shivajinagar
Bangalore - 560 001
Karnataka, India
Tel: 080 - 4152 0176 - 180
Fax: 080 - 4152 0182



MINES OFFICE:

Deogiri - 583112
Sandur Taluq
Bellary District
Karnataka, India
Tel:08395-271025/28/29/40
Fax: 08395-271066

19 June 2018

The General Manager,
Department of Corporate Services,
BSE Limited,
P.J. Towers, Dalal Street,
Mumbai - 400 001.

Dear Sir/Madam,

Sub: Pre and Post amalgamation Shareholding Pattern of SMIORE Transferee Company) and SMPPL (Transferor Company)

Please find enclosed herein shareholding pattern in the format prescribed under Regulation 30 of SEBI (Listing Obligations and Disclosure Requirements) Regulations, 2015:

1. Pre-amalgamation shareholding pattern of the Transferee Company with PAN (as on 31 January 2018) (Refer pages 128 to 140);
2. Post-amalgamation shareholding pattern of the Transferee Company with PAN (Refer pages 141 to 153);
3. Pre-amalgamation shareholding pattern of the Transferee Company without PAN (as on 31 January 2018) (Refer pages 154 to 166);
4. Post amalgamation shareholding pattern of the Transferee Company without PAN (Refer pages 167 to 179);
5. Pre-amalgamation shareholding pattern of Transferor Company without PAN (as on 31 January 2018) (Refer pages 180 to 191);
6. Pre-amalgamation shareholding pattern of Transferor Company with PAN (Refer pages 192 to 203);

**Post amalgamation details are not give as the transferor ceases to exist after the amalgamation*

Pre and Post shareholding pattern is summarized herein for your ease:

Transferee Company

Particulars	Pre Amalgamation		Post Amalgamation	
	Pre Issue	% of total capital	No. of shares	% of total capital
Promoter's holdings	63,37,564	72.43%	6589,088	73.20%
Public holdings	24,12,436	27.57%	2412,853	26.80%
Total	87,50,000	100%	9001,941	100%



Transferor Company

Particulars	Pre Amalgamation		Post Amalgamation	
	Pre Issue	% of total capital	No. of shares	% of total capital
Promoter's holdings	7,52,70,000	80.61%	-	-
Public holdings	1,81,09,705	19.39%	-	-
Total	9,33,79,705	100%	-	-

Thanking You


Yours faithfully
for The Sandur Manganese & Iron Ores Limited

Divya Ajith
Divya Ajith
Company Secretary &
Compliance Officer



Be Mergen with PAN

General information about company	
Scrp code	504918
Name of the company	THE SANDUR MANGANESE & IRON ORES LTD
Whether company is SME	No
Class of Security	Equity Shares
Type of report	Quarterly
Quarter Ended / Half year ended/Date of Report (For Prelisting / Allotment)	31-01-2018
Date of allotment / extinguishment (in case Capital Restructuring selected) / Listing Date	
Shareholding pattern filed under	Regulation 31 (1) (b)



Sr. No.	Particular	Yes/No
1	Whether the Listed Entity has issued any partly paid up shares?	No
2	Whether the Listed Entity has issued any Convertible Securities ?	No
3	Whether the Listed Entity has issued any Warrants ?	No
4	Whether the Listed Entity has any shares against which depository receipts are issued?	No
5	Whether the Listed Entity has any shares in locked-in?	No
6	Whether any shares held by promoters are pledge or otherwise encumbered?	No
7	Whether company has equity shares with differential voting rights?	No



Table I - Summary Statement holding of specified securities											
Category (I)	Category of shareholder (II)	Nos. Of shareholders (III)	No. of fully paid up equity shares held (IV)	No. Of Partly paid-up equity shares held (V)	No. Of shares underlying Depository Receipts (VI)	Total nos. shares held (VII) = (IV)+ (V)+ (VI)	Shareholding as a % of total no. of shares (calculated as per SCRR, 1957) (VIII) As a % of (A+B+C2)	Number of Voting Rights held in each class of securities (IX)			
								No of Voting (XIV) Rights			Total as a % of (A+B+C)
								Class eg: X	Class eg: y	Total	
(A)	Promoter & Promoter Group	18	6337564	0	0	6337564	72.43	6337564	0	6337564	72.43
(B)	Public	8983	2412436	0	0	2412436	27.57	2412436	0	2412436	27.57
(C)	Non Promoter-Non Public										
(C1)	Shares underlying DRs										
(C2)	Shares held by Employee Trusts										
	Total	9001	8750000	0	0	8750000	100	8750000	0	8750000	100



Table I - Summary Statement holding of specified securities										
Category (I)	Category of shareholder (II)	No. Of Shares Underlying Outstanding convertible securities (X)	No. of Shares Underlying Outstanding Warrants (Xi)	No. Of Shares Underlying Outstanding convertible securities and No. Of Warrants (Xi) (a)	Shareholding, as a % assuming full conversion of convertible securities (as a percentage of diluted share capital) (XI)= (VII)+(X) As a % of (A+B+C2)	Number of Locked in shares (XII)		Number of Shares pledged or otherwise encumbered (XIII)		Number of equity shares held in dematerialized form (XIV)
						No. (a)	As a % of total Shares held (b)	No. (a)	As a % of total Shares held (b)	
(A)	Promoter & Promoter Group	0	0	0	72.43	0	0	0	0	6333264
(B)	Public	0	0	0	27.57	0	0			2265766
(C)	Non Promoter-Non Public									
(C1)	Shares underlying DRs									
(C2)	Shares held by Employee Trusts									
	Total	0	0	0	100	0	0	0	0	8599030



Table II - Statement showing shareholding pattern of the Promoter and Promoter Group

Table II - Statement showing shareholding pattern of the Promoter and Promoter Group												
Sr.	Category & Name of the Shareholders (I)	Nos. Of shareholders (III)	No. of fully paid up equity shares held (IV)	No. Of Partly paid-up equity shares held (V)	No. Of shares underlying Depository Receipts (VI)	Total nos. shares held (VII) = (IV)+(V)+(VI)	Shareholding as a % of total no. of shares (calculated as per SCRR, 1957) (VIII) As a % of (A+B+C2)	Number of Voting Rights held in each class of securities (IX)				
								No of Voting (XIV) Rights			Total as a % of Total Voting rights	
								Class eg: X	Class eg: y	Total		
A	Table II - Statement showing shareholding pattern of the Promoter and Promoter Group											
(1)	Indian											
(a)	Individuals/Hindu undivided Family	9	58845	0	0	58845	0.67	58845	0	58845	0.67	
(d)	Any Other (specify)	9	6278719	0	0	6278719	71.76	6278719	0	6278719	71.76	
Sub-Total (A)(1)		18	6337564	0	0	6337564	72.43	6337564	0	6337564	72.43	
(2)	Foreign											
Total Shareholding of Promoter and Promoter Group (A)-(A)(1)+(A)(2)		18	6337564	0	0	6337564	72.43	6337564	0	6337564	72.43	
B	Table III - Statement showing shareholding pattern of the Public shareholder											
(1)	Institutions											
(a)	Mutual Funds	1	1200	0	0	1200	0.01	1200	0	1200	0.01	
(e)	Alternate Investment Funds	1	60000	0	0	60000	0.69	60000	0	60000	0.69	
(e)	Foreign Portfolio Investors	26	109019	0	0	109019	1.25	109019	0	109019	1.25	
(f)	Financial Institutions/ Banks	5	72500	0	0	72500	0.83	72500	0	72500	0.83	
Sub-Total (B)(1)		33	242719	0	0	242719	2.77	242719	0	242719	2.77	
(3)	Non-institutions											
(a(i))	Individuals - i. Individual shareholders holding nominal share capital up to Rs. 2 lakhs.	8395	1053665	0	0	1053665	12.04	1053665	0	1053665	12.04	
(a(ii))	Individuals - ii. Individual shareholders holding nominal share capital in excess of Rs. 2 lakhs.	15	759421	0	0	759421	8.68	759421	0	759421	8.68	
(e)	Any Other (specify)	540	356631	0	0	356631	4.08	356631	0	356631	4.08	
Sub-Total (B)(3)		8950	2169717	0	0	2169717	24.8	2169717	0	2169717	24.8	
Total Public Shareholding (B)=(B)(1)+(B)(2)+(B)(3)		8983	2412436	0	0	2412436	27.57	2412436	0	2412436	27.57	
C	Table IV - Statement showing shareholding pattern of the Non Promoter- Non Public shareholder											
Total (A+B+C2)		9001	8750000	0	0	8750000	100	8750000	0	8750000	100	
Total (A+B+C)		9001	8750000	0	0	8750000	100	8750000	0	8750000	100	



Table II - Statement showing shareholding pattern of the Promoter and Promoter Group									
Sr.	No. Of Shares Underlying Outstanding convertible securities (X)	No. of Shares Underlying Outstanding Warrants (Xi)	No. Of Shares Underlying Outstanding convertible securities and No. Of Warrants (Xi) (a)	Shareholding, as a % assuming full conversion of convertible securities (as a percentage of diluted share capital) (XI)= (VII)+(X) As a % of (A+B+C2)	Number of Locked in shares (XII)		Number of Shares pledged or otherwise encumbered (XIII)		Number of equity shares held in dematerialized form (XIV)
					No. (a)	As a % of total Shares held (b)	No. (a)	As a % of total Shares held (b)	
A	Table II - Statement showing shareholding pattern of the Promoter and Promoter Group								
(1)	Indian								
(a)	0	0	0	0.67	0	0	0	0	54545
(d)	0	0	0	71.76	0	0	0	0	6278719
Sub-Total (A) (1)	0	0	0	72.43	0	0	0	0	6333264
(2)	Foreign								
Total Shareholding of Promoter and Promoter Group (A)=(A) (1)+(A)(2)	0	0	0	72.43	0	0	0	0	6333264
B	Table III - Statement showing shareholding pattern of the Public shareholder								
(1)	Institutions								
(a)	0	0	0	0.01	0	0			0
(c)	0	0	0	0.69	0	0			60600
(e)	0	0	0	1.25	0	0			109019
(f)	0	0	0	0.83	0	0			70600
Sub-Total (B) (1)	0	0	0	2.77	0	0			239019
(3)	Non-institutions								
(a(i))	0	0	0	12.04	0	0			938995
(a(ii))	0	0	0	8.68	0	0			733271
(e)	0	0	0	4.08	0	0			354481
Sub-Total (B) (3)	0	0	0	24.8	0	0			2026747
Total Public Shareholding (B)=(B)(1)+(B) (2)+(B)(3)	0	0	0	27.57	0	0			2265766
C	Table IV - Statement showing shareholding pattern of the Non Promoter- Non Public shareholder								
Total (A+B+C2)	0	0	0	100	0	0			8599030
Total (A+B+C)	0	0	0	100	0	0	0	0	8599030



Individuals/Hindu undivided Family							
Serial No.	1	2	3	4	5	6	7
Name of the Shareholders (I)	Ghorpade M Y	Ajai M. Ghorpade	Suryaprabha A Ghorpade	Ekambar A Ghorpade	Bahirji A Ghorpade	Shivarao Yeshwantrao Ghorpade	Yashodara Shiva Rao Ghorpade
PAN (II)	ABGPG5871L	ADUPG5161D	APWPG7547K	BGXPG3062N	BGXPG3061R	AECPG3399A	AEJPG2901D
No. of fully paid up equity shares held (IV)	100	16730	500	4200	4200	26830	5000
No. Of Partly paid-up equity shares held (V)	0	0	0	0	0	0	0
No. Of shares underlying Depository Receipts (VI)	0	0	0	0	0	0	0
Total nos. shares held (VII) = (IV) + (V) + (VI)	100	16730	500	4200	4200	26830	5000
Shareholding as a % of total no. of shares (calculated as per SCRR, 1957) (VIII) As a % of (A+B+C2)	0	0.19	0.01	0.05	0.05	0.31	0.06
Number of Voting Rights held in each class of securities (IX)							
Class eg: X	100	16730	500	4200	4200	26830	5000
Class eg: y	0	0	0	0	0	0	0
Total	100	16730	500	4200	4200	26830	5000
Total as a % of Total Voting rights	0	0.19	0.01	0.05	0.05	0.31	0.06
No. Of Shares Underlying Outstanding convertible securities (X)	0	0	0	0	0	0	0
No. of Shares Underlying Outstanding Warrants (Xi)	0	0	0	0	0	0	0
No. Of Shares Underlying Outstanding convertible securities and No. Of Warrants (Xi) (a)	0	0	0	0	0	0	0
Shareholding, as a % assuming full conversion of convertible securities (as a percentage of diluted share capital) (XI) = (VII) + (Xi)(a) As a % of (A+B+C2)	0	0.19	0.01	0.05	0.05	0.31	0.06
Number of Locked in shares (XII)							
No. (a)	0	0	0	0	0	0	0
As a % of total Shares held (b)	0	0	0	0	0	0	0
Number of Shares pledged or otherwise encumbered (XIII)							
No. (a)	0	0	0	0	0	0	0
As a % of total Shares held (b)	0	0	0	0	0	0	0
Number of equity shares held in dematerialized form (XIV)	0	16730	500	0	4200	26830	5000
Reason for not providing PAN							
Reason for not providing PAN							



Individuals/Hindu undivided Family			
Serial No.	8	9	
Name of the Shareholders (1)	Aditya Shivrao Ghorpade	DHANANJAI S GHORPADE	Click here to go back
PAN (II)	AAQPG0579C	AHLPG8526H	Total
No. of fully paid up equity shares held (IV)	500	785	58845
No. Of Partly paid-up equity shares held (V)	0	0	0
No. Of shares underlying Depository Receipts (VI)	0	0	0
Total nos. shares held (VII) = (IV)+ (V)+ (VI)	500	785	58845
Shareholding as a % of total no. of shares (calculated as per SCRR, 1957) (VIII) As a % of (A+B+C2)	0.01	0.01	0.67
Number of Voting Rights held in each class of securities (IX)			
Class eg: X	500	785	58845
Class eg: y	0	0	0
Total	500	785	58845
Total as a % of Total Voting rights	0.01	0.01	0.67
No. Of Shares Underlying Outstanding convertible securities (X)	0	0	0
No. of Shares Underlying Outstanding Warrants (Xi)	0	0	0
No. Of Shares Underlying Outstanding convertible securities and No. Of Warrants (Xi) (a)	0	0	0
Shareholding, as a % assuming full conversion of convertible securities (as a percentage of diluted share capital) (XI)= (VII) +(Xi)(a) As a % of (A+B+C2)	0.01	0.01	0.67
Number of Locked in shares (XII)			
No. (a)	0	0	0
As a % of total Shares held (b)	0	0	0
Number of Shares pledged or otherwise encumbered (XIII)			
No. (a)	0	0	0
As a % of total Shares held (b)	0	0	0
Number of equity shares held in dematerialized form (XIV)	500	785	54545
Reason for not providing PAN			
Reason for not providing PAN			



Any Other (specify)							
Serial No.	1	2	3	4	5	6	7
Category	Bodies Corporate	Bodies Corporate	Bodies Corporate	Bodies Corporate	Bodies Corporate	Director or Director's Relatives	Director or Director's Relatives
Name of the Shareholders (I)	Skand Private Limited	Sandur Udyog Private Limited	Sandur Sales And Services Private Limited	Lohagiri Industrials Pvt Ltd	Euro Industrial Enterprises Private Limited	Nazim Sheikh	U R Acharya
PAN (II)	AACCS5623E	AABCS4108H	AACCS7709M	AAACL9356R	AABCE4093M	ALIPS3015J	AAFPU8017L
No. of the Shareholders (I)	1	1	1	1	1	1	1
No. of fully paid up equity shares held (IV)	4632040	364529	279126	290539	425805	281600	2000
No. Of Partly paid-up equity shares held (V)	0	0	0	0	0	0	0
No. Of shares underlying Depository Receipts (VI)	0	0	0	0	0	0	0
Total nos. shares held (VII) = (IV)+ (V)+ (VI)	4632040	364529	279126	290539	425805	281600	2000
Shareholding as a % of total no. of shares (calculated as per SCRR, 1957) (VIII) As a % of (A+B+C2)	52.94	4.17	3.19	3.32	4.87	3.22	0.02
Number of Voting Rights held in each class of securities (IX)							
Class eg: X	4632040	364529	279126	290539	425805	281600	2000
Class eg:y	0	0	0	0	0	0	0
Total	4632040	364529	279126	290539	425805	281600	2000
Total as a % of Total Voting rights	52.94	4.17	3.19	3.32	4.87	3.22	0.02
No. Of Shares Underlying Outstanding convertible securities (X)	0	0	0	0	0	0	0
No. of Shares Underlying Outstanding Warrants (Xi)	0	0	0	0	0	0	0
No. Of Shares Underlying Outstanding convertible securities and No. Of Warrants (Xi) (a)	0	0	0	0	0	0	0
Shareholding, as a % assuming full conversion of convertible securities (as a percentage of diluted share capital) (XI)= (VII) + (X) As a % of (A+B+C2)	52.94	4.17	3.19	3.32	4.87	3.22	0.02
Number of Locked in shares (XII)							
No. (a)	0	0	0	0	0	0	0
As a % of total Shares held (b)	0	0	0	0	0	0	0
Number of Shares pledged or otherwise encumbered (XIII)							
No. (a)	0	0	0	0	0	0	0
As a % of total Shares held (b)	0	0	0	0	0	0	0
	4632040	364529	279126	290539	425805	281600	2000



Number of equity shares held in dematerialized form (XIV)								
Reason for not providing PAN								



Any Other (specify)			
Serial No.	8	9	
Category	Person Acting in Concert	Person Acting in Concert	Click here to go back
Name of the Shareholders (I)	Raman K	Md. Abdul Saleem	
PAN (II)	AANPR8978D	ASOPSS650E	
No. of the Shareholders (I)	1	1	Total
No. of fully paid up equity shares held (IV)	900	2180	9
No. Of Partly paid-up equity shares held (V)	0	0	6278719
No. Of shares underlying Depository Receipts (VI)	0	0	0
Total nos shares held (VII) = (IV) + (V) + (VI)	900	2180	6278719
Shareholding as a % of total no. of shares (calculated as per SCRR, 1957) (VIII) As a % of (A+B+C2)	0.01	0.02	71.76
Number of Voting Rights held in each class of securities (IX)			
Class eg: X	900	2180	6278719
Class eg: y	0	0	0
Total	900	2180	6278719
Total as a % of Total Voting rights	0.01	0.02	71.76
No. Of Shares Underlying Outstanding convertible securities (X)	0	0	0
No. of Shares Underlying Outstanding Warrants (Xi)	0	0	0
No. Of Shares Underlying Outstanding convertible securities and No. Of Warrants (Xi) (a)	0	0	0
Shareholding, as a % assuming full conversion of convertible securities (as a percentage of diluted share capital) (XI) = (VII) + (X) As a % of (A+B+C2)	0.01	0.02	71.76
Number of Locked in shares (XII)			
No. (a)	0	0	0
As a % of total Shares held (b)	0	0	0
Number of Shares pledged or otherwise encumbered (XIII)			
No. (a)	0	0	0
As a % of total Shares held (b)	0	0	0
Number of equity shares held in dematerialized form (XIV)	900	2180	6278719



Individuals - ii. Individual shareholders holding nominal share capital in excess of Rs. 2 lakhs.		
Serial No.	1	
Name of the Shareholders (I)	SAGAR MAL MALL	Click here to go back
PAN (II)	AFBPM5218C	Total
No. of fully paid up equity shares held (IV)	144431	144431
No. Of Partly paid-up equity shares held (V)	0	0
No. Of shares underlying Depository Receipts (VI)	0	0
Total nos. shares held (VII) = (IV)+ (V)+ (VI)	144431	144431
Shareholding as a % of total no. of shares (calculated as per SCRR, 1957) (VIII) As a % of (A+B+C2)	1.65	1.65
Number of Voting Rights held in each class of securities (IX)		
Class eg. X	144431	144431
Class eg y	0	0
Total	144431	144431
Total as a % of Total Voting rights	1.65	1.65
No. Of Shares Underlying Outstanding convertible securities (X)	0	0
No. of Shares Underlying Outstanding Warrants (Xi)	0	0
No. Of Shares Underlying Outstanding convertible securities and No. Of Warrants (Xi) (a)	0	0
Shareholding as a % assuming full conversion of convertible securities (as a percentage of diluted share capital) (XI)= (VII) + (X) As a % of (A+B+C2)	1.65	1.65
Number of Locked in shares (XII)		
No. (a)	0	0
As a % of total Shares held (b)	0	0
Number of equity shares held in dematerialized form (XIV)	144431	144431
Reason for not providing PAN		
Reason for not providing PAN		



Any Other (specify)					
Serial No.	1	2	3	4	
Category	Bodies Corporate	Clearing Members	NRI - Repat	NRI - Non- Repat	
Category / More than 1 percentage	Category	Category	Category	Category	
Name of the Shareholders (I)					Click here to go back
PAN (II)					Total
No. of the Shareholders (I)	245	146	100	49	540
No. of fully paid up equity shares held (IV)	285395	40818	24080	6338	356631
No. Of Partly paid-up equity shares held (V)	0	0	0	0	0
No. Of shares underlying Depository Receipts (VI)	0	0	0	0	0
Total nos. shares held (VII) = (IV) + (V) + (VI)	285395	40818	24080	6338	356631
Shareholding as a % of total no. of shares (calculated as per SCRR, 1957) (VIII) As a % of (A+B+C2)	3.26	0.47	0.28	0.07	4.08
Number of Voting Rights held in each class of securities (IX)					
Class eg: X	285395	40818	24080	6338	356631
Class eg: y	0	0	0	0	0
Total	285395	40818	24080	6338	356631
Total as a % of Total Voting rights	3.26	0.47	0.28	0.07	4.08
No. Of Shares Underlying Outstanding convertible securities (X)	0	0	0	0	0
No. of Shares Underlying Outstanding Warrants (Xi)	0	0	0	0	0
No. Of Shares Underlying Outstanding convertible securities and No Of Warrants (Xi) (a)	0	0	0	0	0
Shareholding, as a % assuming full conversion of convertible securities (as a percentage of diluted share capital) (XI) = (VII) + (X) As a % of (A+B+C2)	3.26	0.47	0.28	0.07	4.08
Number of Locked in shares (XII)					
No. (a)	0	0	0	0	0
As a % of total Shares held (b)	0	0	0	0	0
Number of equity shares held in dematerialized form (XIV)	283395	40818	23930	0	348143
Reason for not providing PAN					
Reason for not providing PAN					

Post Mergers with DAN

General information about company	
Scrp code	504918
Name of the company	THE SANDUR MANGANESE & IRON ORES LTD
Whether company is SME	No
Class of Security	Equity Shares
Type of report	Quarterly
Quarter Ended / Half year ended/Date of Report (For Prelisting / Allotment)	31-01-2018
Date of allotment / extinguishment (in case Capital Restructuring selected) / Listing Date	
Shareholding pattern filed under	Regulation 31 (1) (b)



Sr. No.	Particular	Yes/No
1	Whether the Listed Entity has issued any partly paid up shares?	No
2	Whether the Listed Entity has issued any Convertible Securities ?	No
3	Whether the Listed Entity has issued any Warrants ?	No
4	Whether the Listed Entity has any shares against which depository receipts are issued?	No
5	Whether the Listed Entity has any shares in locked-in?	No
6	Whether any shares held by promoters are pledge or otherwise encumbered?	No
7	Whether company has equity shares with differential voting rights?	No



Table I - Summary Statement holding of specified securities											
Category (I)	Category of shareholder (II)	Nos. Of shareholders (III)	No. of fully paid up equity shares held (IV)	No. Of Partly paid-up equity shares held (V)	No. Of shares underlying Depository Receipts (VI)	Total nos. shares held (VII) = (IV)+ (V)+ (VI)	Shareholding as a % of total no. of shares (calculated as per SCRR, 1957) (VIII) As a % of (A+B+C2)	Number of Voting Rights held in each class of securities (IX)			
								No of Voting (XIV) Rights			Total as a % of (A+B+C)
								Class eg: X	Class eg:y	Total	
(A)	Promoter & Promoter Group	18	6589088	0	0	6589088	73.2	6589088	0	6589088	73.2
(B)	Public	8984	2412853			2412853	26.8	2412853		2412853	26.8
(C)	Non Promoter-Non Public										
(C1)	Shares underlying DRs										
(C2)	Shares held by Employee Trusts										
	Total	9002	9001941	0	0	9001941	100	9001941	0	9001941	100



Table I - Summary Statement holding of specified securities										
Category (I)	Category of shareholder (II)	No. Of Shares Underlying Outstanding convertible securities (X)	No. of Shares Underlying Outstanding Warrants (Xi)	No. Of Shares Underlying Outstanding convertible securities and No. Of Warrants (Xi) (a)	Shareholding, as a % assuming full conversion of convertible securities (as a percentage of diluted share capital) (XI)= (VII)+(X) As a % of (A+B+C2)	Number of Locked in shares (XII)		Number of Shares pledged or otherwise encumbered (XIII)		Number of equity shares held in dematerialized form (XIV)
						No (a)	As a % of total Shares held (b)	No (a)	As a % of total Shares held (b)	
(A)	Promoter & Promoter Group	0	0	0	73.2	0	0	0	0	6584788
(B)	Public				26.8					2265945
(C)	Non Promoter- Non Public									
(C1)	Shares underlying DRs									
(C2)	Shares held by Employee Trusts									
	Total	0	0	0	100	0	0	0	0	8850733



Table II - Statement showing shareholding pattern of the Promoter and Promoter Group												
Sr.	Category & Name of the Shareholders (I)	Nos. Of shareholders (III)	No. of fully paid up equity shares held (IV)	No. Of Partly paid-up equity shares held (V)	No. Of shares underlying Depository Receipts (VI)	Total nos. shares held (VII) = (IV)+(V)+(VI)	Shareholding as a % of total no. of shares (calculated as per SCRR, 1957) (VIII) As a % of (A+B+C2)	Number of Voting Rights held in each class of securities (IX)				
								No of Voting (XIV) Rights			Total as a % of Total Voting rights	
								Class eg: X	Class eg: Y	Total		
A	Table II - Statement showing shareholding pattern of the Promoter and Promoter Group											
(1)	Indian											
(a)	Individuals/Hindu undivided Family	9	58845	0	0	58845	0.65	58845	0	58845	0.65	
(d)	Any Other (specify)	9	6530243	0	0	6530243	72.54	6530243	0	6530243	72.54	
Sub-Total (A)(1)		18	6589088	0	0	6589088	73.2	6589088	0	6589088	73.2	
(2)	Foreign											
Total Shareholding of Promoter and Promoter Group (A) = (A)(1)+(A)(2)		18	6589088	0	0	6589088	73.2	6589088	0	6589088	73.2	
B	Table III - Statement showing shareholding pattern of the Public shareholder											
(1)	Institutions											
(a)	Mutual Funds	1	1200			1200	0.01	1200		1200	0.01	
(c)	Alternate Investment Funds	1	60000			60000	0.67	60000		60000	0.67	
(e)	Foreign Portfolio Investors	26	109019			109019	1.21	109019		109019	1.21	
(f)	Financial Institutions/ Banks	5	72500			72500	0.81	72500		72500	0.81	
Sub-Total (B)(1)		33	242719			242719	2.7	242719		242719	2.7	
(3)	Non-institutions											
(a(i))	Individuals - i. Individual shareholders holding nominal share capital up to Rs. 2 lakhs.	8396	1054082			1054082	11.71	1054082		1054082	11.71	
(a(ii))	Individuals - ii. Individual shareholders holding nominal share capital in excess of Rs. 2 lakhs.	15	759421			759421	8.44	759421		759421	8.44	
(c)	Any Other (specify)	540	356631			356631	3.96	356631		356631	3.96	
Sub-Total (B)(3)		8951	2170134			2170134	24.11	2170134		2170134	24.11	
Total Public Shareholding (B) = (B)(1) + (B)(2) + (B)(3)		8984	2412853			2412853	26.8	2412853		2412853	26.8	
C	Table IV - Statement showing shareholding pattern of the Non Promoter- Non Public shareholder											
Total (A+B+C2)		9002	9001941	0	0	9001941	100	9001941	0	9001941	100	
Total (A+B+C)		9002	9001941	0	0	9001941	100	9001941	0	9001941	100	



Table II - Statement showing shareholding pattern of the Promoter and Promoter Group										
Sr.	No. Of Shares Underlying Outstanding convertible securities (X)	No. of Shares Underlying Outstanding Warrants (Xi)	No. Of Shares Underlying Outstanding convertible securities and No. Of Warrants (Xi) (a)	Shareholding , as a % assuming full conversion of convertible securities (as a percentage of diluted share capital) (XJ)= (VII)+(X) As a % of (A+B+C2)	Number of Locked in shares (XII)		Number of Shares pledged or otherwise encumbered (XIII)		Number of equity shares held in dematerialized form (XIV)	
					No. (a)	As a % of total Shares held (b)	No. (a)	As a % of total Shares held (b)		
A	Table II - Statement showing shareholding pattern of the Promoter and Promoter Group									
(1)	Indian									
(a)	0	0	0	0.65	0	0	0	0	54545	
(d)	0	0	0	72.54	0	0	0	0	6530243	
Sub-Total (A) (1)	0	0	0	73.2	0	0	0	0	6584788	
(2)	Foreign									
Total Shareholding of Promoter and Promoter Group (A)=(A) (i)+(A)(2)	0	0	0	73.2	0	0	0	0	6584788	
B	Table III - Statement showing shareholding pattern of the Public shareholder									
(1)	Institutions									
(a)				0.01					0	
(c)				0.67					60000	
(e)				1.21					109019	
(f)				0.81					70000	
Sub-Total (B) (1)				2.7					239019	
(3)	Non-institutions									
(a(ii))				11.71					939174	
(a(ii))				8.44					733271	
(e)				3.96					354481	
Sub-Total (B) (3)				24.11					2026926	
Total Public Shareholding (B)=(B)(1)+(B) (2)+(B)(3)				26.8					2265945	
C	Table IV - Statement showing shareholding pattern of the Non Promoter- Non Public shareholder									
Total (A+B+C2)	0	0	0	100	0	0			8850733	
Total (A+B+C)	0	0	0	100	0	0	0	0	8850733	



Individuals/Hindu undivided Family							
Serial No.	1	2	3	4	5	6	7
Name of the Shareholders (I)	Ghorpade M Y	Ajai M Ghorpade	Suryaprabha A Ghorpade	Ekambar A Ghorpade	Bahirji A Ghorpade	Shivrao Yeshwantrao Ghorpade	Yashodara Shiva Rao Ghorpade
PAN (II)	ABGPG5871L	ADUPG5161D	APWPG7547K	BGXPG3062N	BGXPG3061R	AECPG3399A	AEJPG2901D
No. of fully paid up equity shares held (IV)	100	16730	500	4200	4200	26830	5000
No. Of Partly paid-up equity shares held (V)	0	0	0	0	0	0	0
No. Of shares underlying Depository Receipts (VI)	0	0	0	0	0	0	0
Total nos. shares held (VII) = (IV) + (V) + (VI)	100	16730	500	4200	4200	26830	5000
Shareholding as a % of total no. of shares (calculated as per SCRR, 1957) (VIII) As a % of (A+B+C2)	0	0.19	0.01	0.05	0.05	0.3	0.06
Number of Voting Rights held in each class of securities (IX)							
Class eg: X	100	16730	500	4200	4200	26830	5000
Class eg: y	0	0	0	0	0	0	0
Total	100	16730	500	4200	4200	26830	5000
Total as a % of Total Voting rights	0	0.19	0.01	0.05	0.05	0.3	0.06
No. Of Shares Underlying Outstanding convertible securities (X)	0	0	0	0	0	0	0
No. of Shares Underlying Outstanding Warrants (Xi)	0	0	0	0	0	0	0
No. Of Shares Underlying Outstanding convertible securities and No. Of Warrants (Xi) (a)	0	0	0	0	0	0	0
Shareholding, as a % assuming full conversion of convertible securities (as a percentage of diluted share capital) (XI) = (VII) + (Xi)(a) As a % of (A+B+C2)	0	0.19	0.01	0.05	0.05	0.3	0.06
Number of Locked in shares (XII)							
No. (a)	0	0	0	0	0	0	0
As a % of total Shares held (b)	0	0	0	0	0	0	0
Number of Shares pledged or otherwise encumbered (XIII)							
No. (a)	0	0	0	0	0	0	0
As a % of total Shares held (b)	0	0	0	0	0	0	0
Number of equity shares held in dematerialized form (XIV)	0	16730	500	0	4200	26830	5000
Reason for not providing PAN							
Reason for not providing PAN							



Individuals/Hindu undivided Family			
Serial No.	8	9	
Name of the Shareholders (I)	Aditya Shivrao Ghorpade	DHANANJAI S GHORPADE	Click here to go back
PAN (II)	AAQPG0579C	AHLPG8526H	Total
No. of fully paid up equity shares held (IV)	500	785	58845
No. Of Partly paid-up equity shares held (V)	0	0	0
No. Of shares underlying Depository Receipts (VI)	0	0	0
Total nos. shares held (VII) = (IV) + (V) + (VI)	500	785	58845
Shareholding as a % of total no. of shares (calculated as per SCRR, 1957) (VIII) As a % of (A+B+C2)	0.01	0.01	0.65
Number of Voting Rights held in each class of securities (IX)			
Class eg:X	500	785	58845
Class eg:y	0	0	0
Total	500	785	58845
Total as a % of Total Voting rights	0.01	0.01	0.65
No. Of Shares Underlying Outstanding convertible securities (X)	0	0	0
No. of Shares Underlying Outstanding Warrants (Xi)	0	0	0
No. Of Shares Underlying Outstanding convertible securities and No. Of Warrants (Xi) (a)	0	0	0
Shareholding, as a % assuming full conversion of convertible securities (as a percentage of diluted share capital) (XI) = (VII) + (Xi)(a) As a % of (A+B+C2)	0.01	0.01	0.65
Number of Locked in shares (XII)			
No. (a)	0	0	0
As a % of total Shares held (b)	0	0	0
Number of Shares pledged or otherwise encumbered (XIII)			
No. (a)	0	0	0
As a % of total Shares held (b)	0	0	0
Number of equity shares held in dematerialized form (XIV)	500	785	54545
Reason for not providing PAN			
Reason for not providing PAN			



Any Other (specify)							
Serial No.	1	2	3	4	5	6	7
Category	Bodies Corporate	Bodies Corporate	Bodies Corporate	Bodies Corporate	Bodies Corporate	Director or Director's Relatives	Director or Director's Relatives
Name of the Shareholders (I)	Skand Private Limited	Sandur Udyog Private Limited	Sandur Sales And Services Private Limited	Lohagiri Industrials Pvt Ltd	Euro Industrial Enterprises Private Limited	Nazim Sheikh	U R Acharya
PAN (II)	AACCS5623E	AABCS4108H	AACCS7709M	AAACL9356R	AABCE4093M	ALIPS3015J	AAAFPU8017L
No. of the Shareholders (I)	1	1	1	1	1	1	1
No. of fully paid up equity shares held (IV)	4632040	364529	279126	290539	677329	281600	2000
No. Of Partly paid-up equity shares held (V)	0	0	0	0	0	0	0
No. Of shares underlying Depository Receipts (VI)	0	0	0	0	0	0	0
Total nos. shares held (VII) = (IV)+(V)+(VI)	4632040	364529	279126	290539	677329	281600	2000
Shareholding as a % of total no. of shares (calculated as per SCRR, 1957) (VIII) As a % of (A+B+C2)	51.46	4.05	3.1	3.23	7.52	3.13	0.02
Number of Voting Rights held in each class of securities (IX)							
Class eg. X	4632040	364529	279126	290539	677329	281600	2000
Class eg. y	0	0	0	0	0	0	0
Total	4632040	364529	279126	290539	677329	281600	2000
Total as a % of Total Voting rights	51.46	4.05	3.1	3.23	7.52	3.13	0.02
No. Of Shares Underlying Outstanding convertible securities (X)	0	0	0	0	0	0	0
No. of Shares Underlying Outstanding Warrants (Xi)	0	0	0	0	0	0	0
No. Of Shares Underlying Outstanding convertible securities and No. Of Warrants (Xi) (a)	0	0	0	0	0	0	0
Shareholding, as a % assuming full conversion of convertible securities (as a percentage of diluted share capital) (XI)= (VII) +(X) As a % of (A+B+C2)	51.46	4.05	3.1	3.23	7.52	3.13	0.02
Number of Locked in shares (XII)							
No. (a)	0	0	0	0	0	0	0
As a % of total Shares held (b)	0	0	0	0	0	0	0
Number of Shares pledged or otherwise encumbered (XIII)							
No. (a)	0	0	0	0	0	0	0
As a % of total Shares held (b)	0	0	0	0	0	0	0
	4632040	364529	279126	290539	677329	281600	2000



Number of equity shares held in dematerialized form (XIV)							
Reason for not providing PAN							



Any Other (specify)			
Serial No.	8	9	
Category	Person Acting in Concert	Person Acting in Concert	Click here to go back
Name of the Shareholders (I)	Raman K	Md. Abdul Saleem	
PAN (II)	AANPR8978D	ASOP55650E	Total
No. of the Shareholders (I)	1	1	9
No. of fully paid up equity shares held (IV)	900	2180	6530243
No. Of Partly paid-up equity shares held (V)	0	0	0
No. Of shares underlying Depository Receipts (VI)	0	0	0
Total nos. shares held (VII) = (IV) + (V) + (VI)	900	2180	6530243
Shareholding as a % of total no. of shares (calculated as per SCRR, 1957) (VIII) As a % of (A+B+C2)	0.01	0.02	72.54
Number of Voting Rights held in each class of securities (IX)			
Class eg: X	900	2180	6530243
Class eg: y	0	0	0
Total	900	2180	6530243
Total as a % of Total Voting rights	0.01	0.02	72.54
No. Of Shares Underlying Outstanding convertible securities (X)	0	0	0
No. of Shares Underlying Outstanding Warrants (Xi)	0	0	0
No. Of Shares Underlying Outstanding convertible securities and No. Of Warrants (Xi) (a)	0	0	0
Shareholding, as a % assuming full conversion of convertible securities (as a percentage of diluted share capital) (XI) = (VII) + (X) As a % of (A+B+C2)	0.01	0.02	72.54
Number of Locked in shares (XII)			
No. (a)	0	0	0
As a % of total Shares held (b)	0	0	0
Number of Shares pledged or otherwise encumbered (XIII)			
No. (a)	0	0	0
As a % of total Shares held (b)	0	0	0
Number of equity shares held in dematerialized form (XIV)	900	2180	6530243



Individuals - ii. Individual shareholders holding nominal share capital in excess of Rs. 2 lakhs.		
Serial No.	1	
Name of the Shareholders (I)	SAGAR MAL MALL	Click here to go back
PAN (II)	AFBPM5218C	Total
No. of fully paid up equity shares held (IV)	144431	144431
No. Of Partly paid-up equity shares held (V)	0	0
No. Of shares underlying Depository Receipts (VI)	0	0
Total nos. shares held (VII) = (IV)+ (V)+ (VI)	144431	144431
Shareholding as a % of total no. of shares (calculated as per SCRR, 1957) (VIII) As a % of (A+B+C2)	1.6	1.6
Number of Voting Rights held in each class of securities (IX)		
Class eg: X	144431	144431
Class eg: y	0	0
Total	144431	144431
Total as a % of Total Voting rights	1.6	1.6
No. Of Shares Underlying Outstanding convertible securities (X)	0	0
No. of Shares Underlying Outstanding Warrants (Xi)	0	0
No. Of Shares Underlying Outstanding convertible securities and No. Of Warrants (Xi) (a)	0	0
Shareholding . as a % assuming full conversion of convertible securities (as a percentage of diluted share capital) (XI)= (VII) + (X) As a % of (A+B+C2)	1.6	1.6
Number of Locked in shares (XII)		
No. (a)	0	0
As a % of total Shares held (b)	0	0
Number of equity shares held in dematerialized form (XIV)	144431	144431
Reason for not providing PAN		
Reason for not providing PAN		

Any Other (specify)					
Serial No.	1	2	3	4	
Category	Bodies Corporate	Clearing Members	NRI – Repat	NRI – Non- Repat	
Category / More than 1 percentage	Category	Category	Category	Category	
Name of the Shareholders (I)					Click here to go back
PAN (II)					
No. of the Shareholders (I)	245	146	100	49	Total
No. of fully paid up equity shares held (IV)	285395	40818	24080	6338	356631
No. Of Partly paid-up equity shares held (V)	0	0	0	0	0
No. Of shares underlying Depository Receipts (VI)	0	0	0	0	0
Total nos. shares held (VII) = (IV)+ (V)+ (VI)	285395	40818	24080	6338	356631
Shareholding as a % of total no. of shares (calculated as per SCRR, 1957) (VIII) As a % of (A+B+C2)	3.17	0.45	0.27	0.07	3.96
Number of Voting Rights held in each class of securities (IX)					
Class eg. X	285395	40818	24080	6338	356631
Class eg. y	0	0	0	0	0
Total	285395	40818	24080	6338	356631
Total as a % of Total Voting rights	3.17	0.45	0.27	0.07	3.96
No. Of Shares Underlying Outstanding convertible securities (X)	0	0	0	0	0
No. of Shares Underlying Outstanding Warrants (Xi)	0	0	0	0	0
No. Of Shares Underlying Outstanding convertible securities and No Of Warrants (Xi) (a)	0	0	0	0	0
Shareholding, as a % assuming full conversion of convertible securities (as a percentage of diluted share capital) (XI)= (VII) +(X) As a % of (A+B+C2)	3.17	0.45	0.27	0.07	3.96
Number of Locked in shares (XII)					
No. (a)	0	0	0	0	0
As a % of total Shares held (b)	0	0	0	0	0
Number of equity shares held in dematerialized form (XIV)	283395	40818	23930	0	348143
Reason for not providing PAN					
Reason for not providing PAN					

Be Mogen without D.A.

General information about company	
Scrip code	504918
Name of the company	THE SANDUR MANGANESE & IRON ORES LTD
Whether company is SME	No
Class of Security	Equity Shares
Type of report	Quarterly
Quarter Ended / Half year ended/Date of Report (For Prelisting / Allotment)	31-01-2018
Date of allotment / extinguishment (in case Capital Restructuring selected) / Listing Date	
Shareholding pattern filed under	Regulation 31 (1) (b)



Sr. No.	Particular	Yes/No
1	Whether the Listed Entity has issued any partly paid up shares?	No
2	Whether the Listed Entity has issued any Convertible Securities ?	No
3	Whether the Listed Entity has issued any Warrants ?	No
4	Whether the Listed Entity has any shares against which depository receipts are issued?	No
5	Whether the Listed Entity has any shares in locked-in?	No
6	Whether any shares held by promoters are pledge or otherwise encumbered?	No
7	Whether company has equity shares with differential voting rights?	No



Table I - Summary Statement holding of specified securities											
Category (I)	Category of shareholder (II)	Nos. Of shareholders (III)	No. of fully paid up equity shares held (IV)	No. Of Partly paid-up equity shares held (V)	No. Of shares underlying Depository Receipts (VI)	Total nos. shares held (VII) = (IV)+ (V)+ (VI)	Shareholding as a % of total no. of shares (calculated as per SCRR, 1957) (VIII) As a % of (A+B+C2)	Number of Voting Rights held in each class of securities (IX)			
								No of Voting (XIV) Rights			Total as a % of (A+B+C)
								Class eg: X	Class eg: y	Total	
(A)	Promoter & Promoter Group	18	6337564	0	0	6337564	72.43	6337564	0	6337564	72.43
(B)	Public	8983	2412436	0	0	2412436	27.57	2412436	0	2412436	27.57
(C)	Non Promoter- Non Public										
(C1)	Shares underlying DRs										
(C2)	Shares held by Employee Trusts										
	Total	9001	8750000	0	0	8750000	100	8750000	0	8750000	100



Table I - Summary Statement holding of specified securities										
Category (I)	Category of shareholder (II)	No. Of Shares Underlying Outstanding convertible securities (X)	No. of Shares Underlying Outstanding Warrants (Xi)	No. Of Shares Underlying Outstanding convertible securities and No. Of Warrants (Xi) (a)	Shareholding , as a % assuming full conversion of convertible securities (as a percentage of diluted share capital) (XI)= (VII)+(X) As a % of (A+B+C2)	Number of Locked in shares (XII)		Number of Shares pledged or otherwise encumbered (XIII)		Number of equity shares held in dematerialized form (XIV)
						No. (a)	As a % of total Shares held (b)	No. (a)	As a % of total Shares held (b)	
(A)	Promoter & Promoter Group	0	0	0	72.43	0	0	0	0	6333264
(B)	Public	0	0	0	27.57	0	0			2265766
(C)	Non Promoter-Non Public									
(C1)	Shares underlying DRs									
(C2)	Shares held by Employee Trusts									
	Total	0	0	0	100	0	0	0	0	8599030



Table II - Statement showing shareholding pattern of the Promoter and Promoter Group											
Sr.	Category & Name of the Shareholders (I)	Nos. Of shareholders (III)	No. of fully paid up equity shares held (IV)	No. Of Partly paid-up equity shares held (V)	No. Of shares underlying Depository Receipts (VI)	Total nos. shares held (VII) = (IV)+(V)+(VI)	Shareholding as a % of total no. of shares (calculated as per SCRR, 1957) (VIII) As a % of (A+B+C2)	Number of Voting Rights held in each class of securities (IX)			
								No of Voting (XIV) Rights			Total as a % of Total Voting rights
								Class eg. X	Class eg. y	Total	
A	Table II - Statement showing shareholding pattern of the Promoter and Promoter Group										
(1)	Indian										
(a)	Individuals/Hindu undivided Family	9	58845	0	0	58845	0.67	58845	0	58845	0.67
(d)	Any Other (specify)	9	6278719			6278719	71.76	6278719		6278719	71.76
Sub-Total (A)(1)		18	6337564	0	0	6337564	72.43	6337564	0	6337564	72.43
(2)	Foreign										
Total Shareholding of Promoter and Promoter Group (A)= (A)(1)+(A)(2)		18	6337564	0	0	6337564	72.43	6337564	0	6337564	72.43
B	Table III - Statement showing shareholding pattern of the Public shareholder										
(1)	Institutions										
(a)	Mutual Funds	1	1200	0	0	1200	0.01	1200	0	1200	0.01
(c)	Alternate Investment Funds	1	60000	0	0	60000	0.69	60000	0	60000	0.69
(e)	Foreign Portfolio Investors	26	109019	0	0	109019	1.25	109019	0	109019	1.25
(f)	Financial Institutions/ Banks	5	72500	0	0	72500	0.83	72500	0	72500	0.83
Sub-Total (B)(1)		33	242719	0	0	242719	2.77	242719	0	242719	2.77
(3)	Non-institutions										
(a(i))	Individuals - i. Individual shareholders holding nominal share capital up to Rs. 2 lakhs.	8395	1053665	0	0	1053665	12.04	1053665	0	1053665	12.04
(a(ii))	Individuals - ii. Individual shareholders holding nominal share capital in excess of Rs. 2 lakhs.	15	759421	0	0	759421	8.68	759421	0	759421	8.68
(e)	Any Other (specify)	540	356631	0	0	356631	4.08	356631	0	356631	4.08
Sub-Total (B)(3)		8950	2169717	0	0	2169717	24.8	2169717	0	2169717	24.8
Total Public Shareholding (B)=(B)(1)+(B)(2)+(B)(3)		8983	2412436	0	0	2412436	27.57	2412436	0	2412436	27.57
C	Table IV - Statement showing shareholding pattern of the Non Promoter- Non Public shareholder										
Total (A+B+C2)		9001	8750000	0	0	8750000	100	8750000	0	8750000	100
Total (A+B+C)		9001	8750000	0	0	8750000	100	8750000	0	8750000	100



Table II - Statement showing shareholding pattern of the Promoter and Promoter Group									
Sr.	No. Of Shares Underlying Outstanding convertible securities (X)	No. of Shares Underlying Outstanding Warrants (Xi)	No. Of Shares Underlying Outstanding convertible securities and No. Of Warrants (Xi) (a)	Shareholding, as a % assuming full conversion of convertible securities (as a percentage of diluted share capital) (XI)= (VII)+(X) As a % of (A+B+C2)	Number of Locked in shares (XII)		Number of Shares pledged or otherwise encumbered (XIII)		Number of equity shares held in dematerialized form (XIV)
					No. (a)	As a % of total Shares held (b)	No. (a)	As a % of total Shares held (b)	
A	Table II - Statement showing shareholding pattern of the Promoter and Promoter Group								
(1)	Indian								
(a)	0	0	0	0.67	0	0	0	0	54545
(d)				71.76					6278719
Sub-Total (A) (1)	0	0	0	72.43	0	0	0	0	6333264
(2)	Foreign								
Total Shareholding of Promoter and Promoter Group (A)=(A) (1)+(A)(2)	0	0	0	72.43	0	0	0	0	6333264
B ₁	Table III - Statement showing shareholding pattern of the Public shareholder								
(1)	Institutions								
(a)	0	0	0	0.01	0	0			0
(c)	0	0	0	0.69	0	0			60000
(e)	0	0	0	1.25	0	0			109019
(f)	0	0	0	0.83	0	0			70000
Sub-Total (B) (1)	0	0	0	2.77	0	0			239019
(3)	Non-institutions								
(a(ii))	0	0	0	12.04	0	0			938995
(a(ii))	0	0	0	8.68	0	0			733271
(c)	0	0	0	4.08	0	0			354481
Sub-Total (B) (3)	0	0	0	24.8	0	0			2026747
Total Public Shareholding (B)=(B)(1)+(B) (2)+(B)(3)	0	0	0	27.57	0	0			2265766
C'	Table IV - Statement showing shareholding pattern of the Non Promoter- Non Public shareholder								
Total (A+B-C2)	0	0	0	100	0	0			8599030
Total (A+B+C)	0	0	0	100	0	0	0	0	8599030



Individuals/Hindu undivided Family							
Serial No.	1	2	3	4	5	6	7
Name of the Shareholders (I)	Ghorpade M Y	Ajai M. Ghorpade	Suryaprabha A Ghorpade	Ekambar A Ghorpade	Bahirji A Ghorpade	Shivrao Yeshwantrao Ghorpade	Yashodara Shiva Rao Ghorpade
PAN (II)							
No. of fully paid up equity shares held (IV)	100	16730	500	4200	4200	26830	5000
No. Of Partly paid-up equity shares held (V)	0	0	0	0	0	0	0
No. Of shares underlying Depository Receipts (VI)	0	0	0	0	0	0	0
Total nos. shares held (VII) = (IV) + (V) + (VI)	100	16730	500	4200	4200	26830	5000
Shareholding as a % of total no. of shares (calculated as per SCRR, 1957) (VIII) As a % of (A+B+C2)	0	0.19	0.01	0.05	0.05	0.31	0.06
Number of Voting Rights held in each class of securities (IX)							
Class eg: X	100	16730	500	4200	4200	26830	5000
Class eg: y	0	0	0	0	0	0	0
Total	100	16730	500	4200	4200	26830	5000
Total as a % of Total Voting rights	0	0.19	0.01	0.05	0.05	0.31	0.06
No. Of Shares Underlying Outstanding convertible securities (X)	0	0	0	0	0	0	0
No. of Shares Underlying Outstanding Warrants (Xi)	0	0	0	0	0	0	0
No. Of Shares Underlying Outstanding convertible securities and No. Of Warrants (Xi) (a)	0	0	0	0	0	0	0
Shareholding, as a % assuming full conversion of convertible securities (as a percentage of diluted share capital) (XI) = (VII) + (Xi)(a) As a % of (A+B+C2)	0	0.19	0.01	0.05	0.05	0.31	0.06
Number of Locked in shares (XII)							
No. (a)	0	0	0	0	0	0	0
As a % of total Shares held (b)	0	0	0	0	0	0	0
Number of Shares pledged or otherwise encumbered (XIII)							
No. (a)	0	0	0	0	0	0	0
As a % of total Shares held (b)	0	0	0	0	0	0	0
Number of equity shares held in dematerialized form (XIV)	0	16730	500	0	4200	26830	5000
Reason for not providing PAN							
Reason for not providing PAN							



Individuals/Hindu undivided Family			
Serial No.	8	9	
Name of the Shareholders (I)	Aditya Shivrao Ghorpade	DHANANJAI S GHORPADE	Click here to go back
PAN (II)			Total
No. of fully paid up equity shares held (IV)	500	785	58845
No. Of Partly paid-up equity shares held (V)	0	0	0
No. Of shares underlying Depository Receipts (VI)	0	0	0
Total nos. shares held (VII) = (IV) + (V) + (VI)	500	785	58845
Shareholding as a % of total no. of shares (calculated as per SCRR, 1957) (VIII) As a % of (A+B+C2)	0.01	0.01	0.67
Number of Voting Rights held in each class of securities (IX)			
Class eg:X	500	785	58845
Class eg:y	0	0	0
Total	500	785	58845
Total as a % of Total Voting rights	0.01	0.01	0.67
No. Of Shares Underlying Outstanding convertible securities (X)	0	0	0
No. of Shares Underlying Outstanding Warrants (Xi)	0	0	0
No. Of Shares Underlying Outstanding convertible securities and No. Of Warrants (Xi) (a)	0	0	0
Shareholding, as a % assuming full conversion of convertible securities (as a percentage of diluted share capital) (XI) = (VII) + (Xi)(a) As a % of (A+B+C2)	0.01	0.01	0.67
Number of Locked in shares (XII)			
No. (a)	0	0	0
As a % of total Shares held (b)	0	0	0
Number of Shares pledged or otherwise encumbered (XIII)			
No. (a)	0	0	0
As a % of total Shares held (b)	0	0	0
Number of equity shares held in dematerialized form (XIV)	500	785	54545
Reason for not providing PAN			
Reason for not providing PAN			



Any Other (specify)							
Serial No.	1	2	3	4	5	6	7
Category	Bodies Corporate	Bodies Corporate	Bodies Corporate	Bodies Corporate	Bodies Corporate	Director or Director's Relatives	Director or Director's Relatives
Name of the Shareholders (I)	Skand Private Limited	Sandur Udyog Private Limited	Sandur Sales And Services Private Limited	Lohagiri Industrials Pvt Ltd	Euro Industrial Enterprises Private Limited	Nazim Sheikh	U R Acharya
PAN (II)							
No. of the Shareholders (I)	1	1	1	1	1	1	1
No. of fully paid up equity shares held (IV)	4632040	364529	279126	290539	425805	281600	2000
No. Of Partly paid-up equity shares held (V)							
No. Of shares underlying Depository Receipts (VI)							
Total nos. shares held (VII) = (IV) + (V) + (VI)	4632040	364529	279126	290539	425805	281600	2000
Shareholding as a % of total no. of shares (calculated as per SCRR, 1957) (VIII) As a % of (A+B+C2)	52.94	4.17	3.19	3.32	4.87	3.22	0.02
Number of Voting Rights held in each class of securities (IX)							
Class eg: X	4632040	364529	279126	290539	425805	281600	2000
Class eg: y							
Total	4632040	364529	279126	290539	425805	281600	2000
Total as a % of Total Voting rights	52.94	4.17	3.19	3.32	4.87	3.22	0.02
No. Of Shares Underlying Outstanding convertible securities (X)							
No. of Shares Underlying Outstanding Warrants (Xi)							
No. Of Shares Underlying Outstanding convertible securities and No. Of Warrants (Xi) (a)							
Shareholding, as a % assuming full conversion of convertible securities (as a percentage of diluted share capital) (XI) = (VII) + (X) As a % of (A+B+C2)	52.94	4.17	3.19	3.32	4.87	3.22	0.02
Number of Locked in shares (XII)							
No. (a)							
As a % of total Shares held (b)							
Number of Shares pledged or otherwise encumbered (XIII)							
No. (a)							
As a % of total Shares held (b)							
	4632040	364529	279126	290539	425805	281600	2000



Number of equity shares held in dematerialized form (XIV)							
Reason for not providing PAN							



Any Other (specify)			
Serial No.	8	9	
Category	Person Acting in Concert	Person Acting in Concert	Click here to go back
Name of the Shareholders (I)	Raman K	Md. Abdul Saleem	
PAN (II)			Total
No. of the Shareholders (I)	1	1	9
No. of fully paid up equity shares held (IV)	900	2180	6278719
No. Of Partly paid-up equity shares held (V)			
No. Of shares underlying Depository Receipts (VI)			
Total nos. shares held (VII) = (IV) + (V) + (VI)	900	2180	6278719
Shareholding as a % of total no. of shares (calculated as per SCRR, 1957) (VIII) As a % of (A+B+C2)	0.01	0.02	71.76
Number of Voting Rights held in each class of securities (IX)			
Class eg: X	900	2180	6278719
Class eg: y			
Total	900	2180	6278719
Total as a % of Total Voting rights	0.01	0.02	71.76
No. Of Shares Underlying Outstanding convertible securities (X)			
No. of Shares Underlying Outstanding Warrants (Xi)			
No. Of Shares Underlying Outstanding convertible securities and No. Of Warrants (Xi) (a)			
Shareholding, as a % assuming full conversion of convertible securities (as a percentage of diluted share capital) (XI) = (VII) + (X) As a % of (A+B+C2)	0.01	0.02	71.76
Number of Locked in shares (XII)			
No. (a)			
As a % of total Shares held (b)			
Number of Shares pledged or otherwise encumbered (XIII)			
No. (a)			
As a % of total Shares held (b)			
Number of equity shares held in dematerialized form (XIV)	900	2180	6278719

Individuals - ii. Individual shareholders holding nominal share capital in excess of Rs. 2 lakhs.		
Serial No.	1	
Name of the Shareholders (I)	SAGAR MAL MALL	Click here to go back
PAN (II)		Total
No. of fully paid up equity shares held (IV)	144431	144431
No. Of Partly paid-up equity shares held (V)	0	0
No. Of shares underlying Depository Receipts (VI)	0	0
Total nos. shares held (VII) = (IV) + (V) + (VI)	144431	144431
Shareholding as a % of total no. of shares (calculated as per SCRR, 1957) (VIII) As a % of (A+B+C2)	1.65	1.65
Number of Voting Rights held in each class of securities (IX)		
Class eg: X	144431	144431
Class eg: y	0	0
Total	144431	144431
Total as a % of Total Voting rights	1.65	1.65
No. Of Shares Underlying Outstanding convertible securities (X)	0	0
No. of Shares Underlying Outstanding Warrants (Xi)	0	0
No. Of Shares Underlying Outstanding convertible securities and No. Of Warrants (Xi) (a)	0	0
Shareholding, as a % assuming full conversion of convertible securities (as a percentage of diluted share capital) (XI) = (VII) + (X) As a % of (A+B+C2)	1.65	1.65
Number of Locked in shares (XII)		
No. (a)	0	0
As a % of total Shares held (b)	0	0
Number of equity shares held in dematerialized form (XIV)	144431	144431
Reason for not providing PAN		
Reason for not providing PAN		



Any Other (specify)					
Serial No.	1	2	3	4	
Category	Bodies Corporate	Clearing Members	NRI - Repat	NRI - Non- Repat	
Category / More than 1 percentage	Category	Category	Category	Category	
Name of the Shareholders (I)					Click here to go back
PAN (II)					Total
No. of the Shareholders (I)	245	146	100	49	540
No. of fully paid up equity shares held (IV)	285395	40818	24080	6338	356631
No. Of Partly paid-up equity shares held (V)	0	0	0	0	0
No. Of shares underlying Depository Receipts (VI)	0	0	0	0	0
Total nos. shares held (VII) = (IV)+ (V)+ (VI)	285395	40818	24080	6338	356631
Shareholding as a % of total no. of shares (calculated as per SCRR, 1957) (VIII) As a % of (A+B+C2)	3.26	0.47	0.28	0.07	4.08
Number of Voting Rights held in each class of securities (IX)					
Class eg: X	285395	40818	24080	6338	356631
Class eg: y	0	0	0	0	0
Total	285395	40818	24080	6338	356631
Total as a % of Total Voting rights	3.26	0.47	0.28	0.07	4.08
No. Of Shares Underlying Outstanding convertible securities (X)	0	0	0	0	0
No. of Shares Underlying Outstanding Warrants (Xi)	0	0	0	0	0
No. Of Shares Underlying Outstanding convertible securities and No. Of Warrants (Xi) (a)	0	0	0	0	0
Shareholding , as a % assuming full conversion of convertible securities (as a percentage of diluted share capital) (XI)= (VII) +(X) As a % of (A+B+C2)	3.26	0.47	0.28	0.07	4.08
Number of Locked in shares (XII)					
No. (a)	0	0	0	0	0
As a % of total Shares held (b)	0	0	0	0	0
Number of equity shares held in dematerialized form (XIV)	283395	40818	23930	0	348143
Reason for not providing PAN					
Reason for not providing PAN					



Post Merger without PAN

General information about company	
Scrip code	504918
Name of the company	THE SANDUR MANGANESE & IRON ORES LTD
Whether company is SME	No
Class of Security	Equity Shares
Type of report	Quarterly
Quarter Ended / Half year ended/Date of Report (For Prelisting / Allotment)	31-01-2018
Date of allotment / extinguishment (in case Capital Restructuring selected) / Listing Date	
Shareholding pattern filed under	Regulation 31 (1) (b)



Sr. No.	Particular	Yes/No
1	Whether the Listed Entity has issued any partly paid up shares?	No
2	Whether the Listed Entity has issued any Convertible Securities ?	No
3	Whether the Listed Entity has issued any Warrants ?	No
4	Whether the Listed Entity has any shares against which depository receipts are issued?	No
5	Whether the Listed Entity has any shares in locked-in?	No
6	Whether any shares held by promoters are pledge or otherwise encumbered?	No
7	Whether company has equity shares with differential voting rights?	No



Table I - Summary Statement holding of specified securities											
Category (I)	Category of shareholder (II)	Nos. Of shareholders (III)	No. of fully paid up equity shares held (IV)	No. Of Partly paid-up equity shares held (V)	No. Of shares underlying Depository Receipts (VI)	Total nos. shares held (VII) = (IV)+ (V)+ (VI)	Shareholding as a % of total no. of shares (calculated as per SCRR, 1957) (VIII) As a % of (A+B+C2)	Number of Voting Rights held in each class of securities (IX)			
								No of Voting (XIV) Rights			Total as a % of (A+B+C)
								Class eg: X	Class eg: y	Total	
(A)	Promoter & Promoter Group	18	6589088	0	0	6589088	73.2	6589088	0	6589088	73.2
(B)	Public	8984	2412853			2412853	26.8	2412853		2412853	26.8
(C)	Non Promoter- Non Public										
(C1)	Shares underlying DRs										
(C2)	Shares held by Employee Trusts										
	Total	9002	9001941	0	0	9001941	100	9001941	0	9001941	100



Table I - Summary Statement holding of specified securities

Category (I)	Category of shareholder (II)	No. Of Shares Underlying Outstanding convertible securities (X)	No. of Shares Underlying Outstanding Warrants (Xi)	No. Of Shares Underlying Outstanding convertible securities and No. Of Warrants (Xi) (a)	Shareholding . as a % assuming full conversion of convertible securities (as a percentage of diluted share capital) (XI)= (VII)+(X) As a % of (A+B+C2)	Number of Locked in shares (XII)		Number of Shares pledged or otherwise encumbered (XIII)		Number of equity shares held in dematerialized form (XIV)
						No. (a)	As a % of total Shares held (b)	No. (a)	As a % of total Shares held (b)	
(A)	Promoter & Promoter Group	0	0	0	73.2	0	0	0	0	6584788
(B)	Public				26.8					2265945
(C)	Non Promoter-Non Public									
(C1)	Shares underlying DRs									
(C2)	Shares held by Employee Trusts									
	Total	0	0	0	100	0	0	0	0	8850733



Table II - Statement showing shareholding pattern of the Promoter and Promoter Group											
Sr.	Category & Name of the Shareholders (I)	Nos. Of shareholders (III)	No. of fully paid up equity shares held (IV)	No. Of Partly paid-up equity shares held (V)	No. Of shares underlying Depository Receipts (VI)	Total nos. shares held (VII) = (IV)+(V)+(VI)	Shareholding as a % of total no. of shares (calculated as per SCRR, 1957) (VIII) As a % of (A+B+C2)	Number of Voting Rights held in each class of securities (IX)			
								No of Voting (XIV) Rights			Total as a % of Total Voting rights
								Class eg: X	Class eg: y	Total	
A	Table II - Statement showing shareholding pattern of the Promoter and Promoter Group										
(1)	Indian										
(a)	Individuals/Hindu undivided Family	9	58845	0	0	58845	0.65	58845	0	58845	0.65
(d)	Any Other (specify)	9	6530243	0	0	6530243	72.54	6530243	0	6530243	72.54
Sub-Total (A)(1)		18	6589088	0	0	6589088	73.2	6589088	0	6589088	73.2
(2)	Foreign										
Total Shareholding of Promoter and Promoter Group (A)= (A)(1)+(A)(2)		18	6589088	0	0	6589088	73.2	6589088	0	6589088	73.2
B	Table III - Statement showing shareholding pattern of the Public shareholder										
(1)	Institutions										
(a)	Mutual Funds	1	1200			1200	0.01	1200		1200	0.01
(c)	Alternate Investment Funds	1	60000			60000	0.67	60000		60000	0.67
(e)	Foreign Portfolio Investors	26	109019			109019	1.21	109019		109019	1.21
(f)	Financial Institutions/ Banks	5	72500			72500	0.81	72500		72500	0.81
Sub-Total (B)(1)		33	242719			242719	2.7	242719		242719	2.7
(3)	Non-institutions										
(a(i))	Individuals - i. Individual shareholders holding nominal share capital up to Rs. 2 lakhs.	8396	1054082			1054082	11.71	1054082		1054082	11.71
(a(ii))	Individuals - ii. Individual shareholders holding nominal share capital in excess of Rs. 2 lakhs.	15	759421			759421	8.44	759421		759421	8.44
(e)	Any Other (specify)	540	356631			356631	3.96	356631		356631	3.96
Sub-Total (B)(3)		8951	2170134			2170134	24.11	2170134		2170134	24.11
Total Public Shareholding (B)=(B)(1)+(B)(2)+(B)(3)		8984	2412853			2412853	26.8	2412853		2412853	26.8
C	Table IV - Statement showing shareholding pattern of the Non Promoter- Non Public shareholder										
Total (A+B+C2)		9002	9001941	0	0	9001941	100	9001941	0	9001941	100
Total (A+B+C)		9002	9001941	0	0	9001941	100	9001941	0	9001941	100



Table II - Statement showing shareholding pattern of the Promoter and Promoter Group									
Sr.	No. Of Shares Underlying Outstanding convertible securities (X)	No. of Shares Underlying Outstanding Warrants (Xi)	No. Of Shares Underlying Outstanding convertible securities and No. Of Warrants (Xi) (a)	Shareholding , as a % assuming full conversion of convertible securities (as a percentage of diluted share capital) (XI)= (VII)+(X) As a % of (A+B+C2)	Number of Locked-in shares (XII)		Number of Shares pledged or otherwise encumbered (XIII)		Number of equity shares held in dematerialized form (XIV)
					No. (a)	As a % of total Shares held (b)	No. (a)	As a % of total Shares held (b)	
A	Table II - Statement showing shareholding pattern of the Promoter and Promoter Group								
(1)	Indian								
(a)	0	0	0	0.65	0	0	0	0	54545
(d)	0	0	0	72.54	0	0	0	0	6530243
Sub-Total (A) (1)	0	0	0	73.2	0	0	0	0	6584788
(2)	Foreign								
Total Shareholding of Promoter and Promoter Group (A)=(A) (1)+(A)(2)	0	0	0	73.2	0	0	0	0	6584788
B	Table III - Statement showing shareholding pattern of the Public shareholder								
(b)	Institutions								
(a)				0.01					0
(c)				0.67					60000
(e)				1.21					109019
(f)				0.81					70000
Sub-Total (B) (1)				2.7					239019
(3)	Non-institutions								
(a(i))				11.71					939174
(a(ii))				8.44					733271
(e)				3.96					354481
Sub-Total (B) (3)				24.11					2026926
Total Public Shareholding (B)=(B)(1)+(B) (2)+(B)(3)				26.8					2265945
C	Table IV - Statement showing shareholding pattern of the Non Promoter- Non Public shareholder								
Total (A+B+C2)	0	0	0	100	0	0			8850733
Total (A+B+C)	0	0	0	100	0	0	0	0	8850733



Individuals/Hindu undivided Family							
Serial No.	1	2	3	4	5	6	7
Name of the Shareholders (I)	Ghorpade M Y	Ajai M. Ghorpade	Suryaprabha A Ghorpade	Ekambar A Ghorpade	Bahirji A Ghorpade	Shivarao Yeshwantrao Ghorpade	Yashodara Shiva Rao Ghorpade
PAN (II)							
No. of fully paid up equity shares held (IV)	100	16730	500	4200	4200	26830	5000
No. Of Partly paid-up equity shares held (V)	0	0	0	0	0	0	0
Np. Of shares underlying Depository Receipts (VI)	0	0	0	0	0	0	0
Total nos. shares held (VII) = (IV) + (V) + (VI)	100	16730	500	4200	4200	26830	5000
Shareholding as a % of total no. of shares (calculated as per SCRR, 1957) (VIII) As a % of (A+B+C2)	0	0.19	0.01	0.05	0.05	0.3	0.06
Number of Voting Rights held in each class of securities (IX)							
Class eg: X	100	16730	500	4200	4200	26830	5000
Class eg: y	0	0	0	0	0	0	0
Total	100	16730	500	4200	4200	26830	5000
Total as a % of Total Voting rights	0	0.19	0.01	0.05	0.05	0.3	0.06
No. Of Shares Underlying Outstanding convertible securities (X)	0	0	0	0	0	0	0
No. of Shares Underlying Outstanding Warrants (Xi)	0	0	0	0	0	0	0
No. Of Shares Underlying Outstanding convertible securities and No. Of Warrants (Xi) (a)	0	0	0	0	0	0	0
Shareholding, as a % assuming full conversion of convertible securities (as a percentage of diluted share capital) (XI) = (VII) + (Xi)(a) As a % of (A+B+C2)	0	0.19	0.01	0.05	0.05	0.3	0.06
Number of Locked in shares (XII)							
Np. (a)	0	0	0	0	0	0	0
As a % of total Shares held (b)	0	0	0	0	0	0	0
Number of Shares pledged or otherwise encumbered (XIII)							
No. (a)	0	0	0	0	0	0	0
As a % of total Shares held (b)	0	0	0	0	0	0	0
Number of equity shares held in dematerialized form (XIV)	0	16730	500	0	4200	26830	5000
Reason for not providing PAN							
Reason for not providing PAN							



Individuals/Hindu undivided Family			
Serial No.	8	9	
Name of the Shareholders (I)	Aditya Shivrao Ghorpade	DHANANJAI S GHORPADE	Click here to go back
PAN (II)			Total
No. of fully paid up equity shares held (IV)	500	785	58845
No. Of Partly paid-up equity shares held (V)	0	0	0
No. Of shares underlying Depository Receipts (VI)	0	0	0
Total nos. shares held (VII) = (IV)+ (V)+ (VI)	500	785	58845
Shareholding as a % of total no. of shares (calculated as per SCRR, 1957) (VIII) As a % of (A+B+C2)	0.01	0.01	0.65
Number of Voting Rights held in each class of securities (IX)			
Class eg: X	500	785	58845
Class eg: y	0	0	0
Total	500	785	58845
Total as a % of Total Voting rights	0.01	0.01	0.65
No. Of Shares Underlying Outstanding convertible securities (X)	0	0	0
No. of Shares Underlying Outstanding Warrants (Xi)	0	0	0
No. Of Shares Underlying Outstanding convertible securities and No. Of Warrants (Xi) (a)	0	0	0
Shareholding , as a % assuming full conversion of convertible securities (as a percentage of diluted share capital) (XI)= (VII) + (Xi)(a) As a % of (A+B+C2)	0.01	0.01	0.65
Number of Locked in shares (XII)			
No. (a)	0	0	0
As a % of total Shares held (b)	0	0	0
Number of Shares pledged or otherwise encumbered (XIII)			
No. (a)	0	0	0
As a % of total Shares held (b)	0	0	0
Number of equity shares held in dematerialized form (XIV)	500	785	54545
Reason for not providing PAN			
Reason for not providing PAN			

Any Other (specify)							
Serial No.	1	2	3	4	5	6	7
Category	Bodies Corporate	Bodies Corporate	Bodies Corporate	Bodies Corporate	Bodies Corporate	Director or Director's Relatives	Director or Director's Relatives
Name of the Shareholders (I)	Skand Private Limited	Sandur Udyog Private Limited	Sandur Sales And Services Private Limited	Lohagiri Industrials Pvt Ltd	Euro Industrial Enterprises Private Limited	Nazim Sheikh	U R Acharya
PAN (II)							
No. of the Shareholders (I)	1	1	1	1	1	1	1
No. of fully paid up equity shares held (IV)	4632040	364529	279126	290539	677329	281600	2000
No. Of Partly paid-up equity shares held (V)	0	0	0	0	0	0	0
No. Of shares underlying Depository Receipts (VI)	0	0	0	0	0	0	0
Total nos. shares held (VII) = (IV) + (V) + (VI)	4632040	364529	279126	290539	677329	281600	2000
Shareholding as a % of total no. of shares (calculated as per SCRR, 1957) (VIII) As a % of (A+B+C2)	51.46	4.05	3.1	3.23	7.52	3.13	0.02
Number of Voting Rights held in each class of securities (IX)							
Class eg: X	4632040	364529	279126	290539	677329	281600	2000
Class eg: y	0	0	0	0	0	0	0
Total	4632040	364529	279126	290539	677329	281600	2000
Total as a % of Total Voting rights	51.46	4.05	3.1	3.23	7.52	3.13	0.02
No. Of Shares Underlying Outstanding convertible securities (X)	0	0	0	0	0	0	0
No. of Shares Underlying Outstanding Warrants (Xi)	0	0	0	0	0	0	0
No. Of Shares Underlying Outstanding convertible securities and No. Of Warrants (Xi) (a)	0	0	0	0	0	0	0
Shareholding, as a % assuming full conversion of convertible securities (as a percentage of diluted share capital) (XI) = (VII) + (X) As a % of (A+B+C2)	51.46	4.05	3.1	3.23	7.52	3.13	0.02
Number of Locked in shares (XII)							
No. (a)	0	0	0	0	0	0	0
As a % of total Shares held (b)	0	0	0	0	0	0	0
Number of Shares pledged or otherwise encumbered (XIII)							
No. (a)	0	0	0	0	0	0	0
As a % of total Shares held (b)	0	0	0	0	0	0	0
	4632040	364529	279126	290539	677329	281600	2000



Number of equity shares held in dematerialized form (XIV)							
Reason for not providing PAN							



Any Other (specify)			
Serial No.	8	9	
Category	Person Acting in Concert	Person Acting in Concert	Click here to go back
Name of the Shareholders (I)	Raman K	Md. Abdul Saleem	
PAN (II)			Total
No. of the Shareholders (I)	1	1	9
No. of fully paid up equity shares held (IV)	900	2180	6530243
No. Of Partly paid-up equity shares held (V)	0	0	0
No. Of shares underlying Depository Receipts (VI)	0	0	0
Total nos. shares held (VII) = (IV) + (V) + (VI)	900	2180	6530243
Shareholding as a % of total no. of shares (calculated as per SCRR, 1957) (VIII) As a % of (A+B+C2)	0.01	0.02	72.54
Number of Voting Rights held in each class of securities (IX)			
Class eg: X	900	2180	6530243
Class eg: y	0	0	0
Total	900	2180	6530243
Total as a % of Total Voting rights	0.01	0.02	72.54
No. Of Shares Underlying Outstanding convertible securities (X)	0	0	0
No. of Shares Underlying Outstanding Warrants (Xi)	0	0	0
No. Of Shares Underlying Outstanding convertible securities and No. Of Warrants (Xi) (a)	0	0	0
Shareholding, as a % assuming full conversion of convertible securities (as a percentage of diluted share capital) (XI) = (VII) + (X) As a % of (A+B+C2)	0.01	0.02	72.54
Number of Locked in shares (XII)			
No. (a)	0	0	0
As a % of total Shares held (b)	0	0	0
Number of Shares pledged or otherwise encumbered (XIII)			
No. (a)	0	0	0
As a % of total Shares held (b)	0	0	0
Number of equity shares held in dematerialized form (XIV)	900	2180	6530243



Individuals - ii. Individual shareholders holding nominal share capital in excess of Rs. 2 lakhs.		
Serial No.	1	
Name of the Shareholders (I)	SAGAR MAL MALL	Click here to go back
PAN (II)	AFBPM5218C	Total
No. of fully paid up equity shares held (IV)	144431	144431
No. Of Partly paid-up equity shares held (V)	0	0
No. Of shares underlying Depository Receipts (VI)	0	0
Total nos. shares held (VII) = (IV) + (V) + (VI)	144431	144431
Shareholding as a % of total no. of shares (calculated as per SCRR, 1957) (VIII) As a % of (A+B+C2)	1.6	1.6
Number of Voting Rights held in each class of securities (IX)		
Class eg: X	144431	144431
Class eg: y	0	0
Total	144431	144431
Total as a % of Total Voting rights	1.6	1.6
No. Of Shares Underlying Outstanding convertible securities (X)	0	0
No. of Shares Underlying Outstanding Warrants (Xi)	0	0
No. Of Shares Underlying Outstanding convertible securities and No. Of Warrants (Xi) (a)	0	0
Shareholding, as a % assuming full conversion of convertible securities (as a percentage of diluted share capital) (XI) = (VII) + (X) As a % of (A+B+C2)	1.6	1.6
Number of Locked in shares (XII)		
No. (a)	0	0
As a % of total Shares held (b)	0	0
Number of equity shares held in dematerialized form (XIV)	144431	144431
Reason for not providing PAN		
Reason for not providing PAN		



Any Other (specify)					
Serial No.	1	2	3	4	
Category	Bodies Corporate	Clearing Members	NRI – Repat	NRI – Non- Repat	
Category / More than 1 percentage	Category	Category	Category	Category	
Name of the Shareholders (I)					Click here to go back
PAN (II)					
No. of the Shareholders (I)	245	146	100	49	Total
No. of fully paid up equity shares held (IV)	285395	40818	24080	6338	356631
No. Of Partly paid-up equity shares held (V)	0	0	0	0	0
No. Of shares underlying Depository Receipts (VI)	0	0	0	0	0
Total nos. shares held (VII) = (IV) + (V) + (VI)	285395	40818	24080	6338	356631
Shareholding as a % of total no. of shares (calculated as per SCRR, 1957) (VIII) As a % of (A+B+C2)	3.17	0.45	0.27	0.07	3.96
Number of Voting Rights held in each class of securities (IX)					
Class eg: X	285395	40818	24080	6338	356631
Class eg: y	0	0	0	0	0
Total	285395	40818	24080	6338	356631
Total as a % of Total Voting rights	3.17	0.45	0.27	0.07	3.96
No. Of Shares Underlying Outstanding convertible securities (X)	0	0	0	0	0
No. of Shares Underlying Outstanding Warrants (Xi)	0	0	0	0	0
No. Of Shares Underlying Outstanding convertible securities and No. Of Warrants (Xi) (a)	0	0	0	0	0
Shareholding , as a % assuming full conversion of convertible securities (as a percentage of diluted share capital) (XI)= (VII) + (X) As a % of (A+B+C2)	3.17	0.45	0.27	0.07	3.96
Number of Locked in shares (XII)					
No. (a)	0	0	0	0	0
As a % of total Shares held (b)	0	0	0	0	0
Number of equity shares held in dematerialized form (XIV)	283395	40818	23930	0	348143
Reason for not providing PAN					
Reason for not providing PAN					




WITHOT 2023 210

General information about company	
Scrip code	
Name of the company	Star Metallics and Power Private Limited
Whether company is SME	No
Class of Security	Equity Shares
Type of report	
Quarter Ended / Half year ended/Date of Report (For Prelisting / Allotment)	
Date of allotment / extinguishment (in case Capital Restructuring selected) / Listing Date	
Shareholding pattern filed under	Regulation 31 (1) (b)

For STAR METALLICS AND POWER PVT. LTD



Authorised Signatory



Sr. No.	Particular	Yes/No
1	Whether the Listed Entity has issued any partly paid up shares?	No
2	Whether the Listed Entity has issued any Convertible Securities ?	No
3	Whether the Listed Entity has issued any Warrants ?	No
4	Whether the Listed Entity has any shares against which depository receipts are issued?	No
5	Whether the Listed Entity has any shares in locked-in?	No
6	Whether any shares held by promoters are pledge or otherwise encumbered?	No
7	Whether company has equity shares with differential voting rights?	No

For STAR METALLICS AND POWER PVT. LTD



Authorised Signatory




Table I - Summary Statement holding of specified securities											
Category (I)	Category of shareholder (II)	Nos. Of shareholders (III)	No. of fully paid up equity shares held (IV)	No. Of Partly paid-up equity shares held (V)	No. Of shares underlying Depository Receipts (VI)	Total nos. shares held (VII) = (IV)+ (V)+ (VI)	Shareholding as a % of total no. of shares (calculated as per SCRR, 1957) (VIII) As a % of (A+B+C2)	Number of Voting Rights held in each class of securities (IX)			
								No of Voting (XIV) Rights			Total as a % of (A+B+C)
								Class eg: X	Class eg:y	Total	
(A)	Promoter & Promoter Group	4	75270000			75270000	80.61	75270000		75270000	80.61
(B)	Public	1	18109705			18109705	19.39	18109705		18109705	19.39
(C)	Non Promoter- Non Public										
(C1)	Shares underlying DRs										
(C2)	Shares held by Employee Trusts										
	Total	5	93379705			93379705	100	93379705		93379705	100

For STAR METALLICS AND POWER PVT. LTD


Authorised Signatory




Table I - Summary Statement holding of specified securities										
Category (I)	Category of shareholder (II)	No. Of Shares Underlying Outstanding convertible securities (X)	No. of Shares Underlying Outstanding Warrants (Xi)	No. Of Shares Underlying Outstanding convertible securities and No. Of Warrants (Xi) (a)	Shareholding , as a % assuming full conversion of convertible securities (as a percentage of diluted share capital) (XI)= (VII)+(X) As a % of (A+B+C2)	Number of Locked in shares (XII)		Number of Shares pledged or otherwise encumbered (XIII)		Number of equity shares held in dematerialized form (XIV)
						No. (a)	As a % of total Shares held (b)	No. (a)	As a % of total Shares held (b)	
(A)	Promoter & Promoter Group				80.61					0
(B)	Public				19.39					0
(C)	Non Promoter-Non Public									
(C1)	Shares underlying DRs									
(C2)	Shares held by Employee Trusts									
	Total				100					0

For STAR METALLICS AND POWER PVT. LTD



Authorised Signatory




Table II - Statement showing shareholding pattern of the Promoter and Promoter Group											
Sr.	Category & Name of the Shareholders (I)	Nos. Of shareholders (III)	No. of fully paid up equity shares held (IV)	No. Of Partly paid-up equity shares held (V)	No. Of shares underlying Depository Receipts (VI)	Total nos. shares held (VII) = (IV)+(V) + (VI)	Shareholding as a % of total no. of shares (calculated as per SCRR, 1957) (VIII) As a % of (A+B+C2)	Number of Voting Rights held in each class of securities (IX)			
								No of Voting (XIV) Rights			Total as a % of Total Voting rights
								Class eg: X	Class eg:y	Total	
A	Table II - Statement showing shareholding pattern of the Promoter and Promoter Group										
(1)	Indian										
(a)	Individuals/Hindu undivided Family	3	30000			30000	0.03	30000		30000	0.03
(d)	Any Other (specify)	1	75240000			75240000	80.57	75240000		75240000	80.57
Sub-Total (A)(1)		4	75270000			75270000	80.61	75270000		75270000	80.61
(2)	Foreign										
Total Shareholding of Promoter and Promoter Group (A)= (A)(1)+(A)(2)		4	75270000			75270000	80.61	75270000		75270000	80.61
B	Table III - Statement showing shareholding pattern of the Public shareholder										
(1)	Institutions										
(3)	Non-institutions										
(e)	Any Other (specify)	1	18109705			18109705	19.39	18109705		18109705	19.39
Sub-Total (B)(3)		1	18109705			18109705	19.39	18109705		18109705	19.39
Total Public Shareholding (B)=(B)(1)+(B)(2)+(B)(3)		1	18109705			18109705	19.39	18109705		18109705	19.39
C	Table IV - Statement showing shareholding pattern of the Non Promoter- Non Public shareholder										
Total (A+B+C2)		5	93379705			93379705	100	93379705		93379705	100
Total (A+B+C)		5	93379705			93379705	100	93379705		93379705	100

For STAR METALLICS AND POWER PVT. LTD

Authorised signatory





Table II - Statement showing shareholding pattern of the Promoter and Promoter Group									
Sr.	No. Of Shares Underlying Outstanding convertible securities (X)	No. of Shares Underlying Outstanding Warrants (Xi)	No. Of Shares Underlying Outstanding convertible securities and No. Of Warrants (Xi) (a)	Shareholding , as a % assuming full conversion of convertible securities (as a percentage of diluted share capital) (XI)= (VII)+(X) As a % of (A+B+C2)	Number of Locked in shares (XII)		Number of Shares pledged or otherwise encumbered (XIII)		Number of equity shares held in dematerialized form (XIV)
					No. (a)	As a % of total Shares held (b)	No. (a)	As a % of total Shares held (b)	
A	Table II - Statement showing shareholding pattern of the Promoter and Promoter Group								
(1)	Indian								
(a)				0.03					0
(d)				80.57					0
Sub-Total (A) (1)				80.61					0
(2)	Foreign								
Total Shareholding of Promoter and Promoter Group (A)=(A) (1)+(A)(2)				80.61					0
B	Table III - Statement showing shareholding pattern of the Public shareholder								
(1)	Institutions								
(3)	Non-institutions								
(e)				19.39					0
Sub-Total (B) (3)				19.39					0
Total Public Shareholding (B)=(B)(1)+(B) (2)+(B)(3)				19.39					0
C	Table IV - Statement showing shareholding pattern of the Non Promoter- Non Public shareholder								
Total (A+B+C2)				100					0
Total (A+B+C)				100					0

For STAR METALLICS AND POWER PVT. LTD


Authorised Signatory




Individuals/Hindu undivided Family				
Serial No.	1	2	3	
Name of the Shareholders (I)	N. S. Lakshumanan	Mohammed Shafiulla	Ahamed Shakir	Click here to go back
PAN (II)				Total
No. of fully paid up equity shares held (IV)	10000	10000	10000	30000
No. Of Partly paid-up equity shares held (V)				
No. Of shares underlying Depository Receipts (VI)				
Total nos. shares held (VII) = (IV)+ (V)+ (VI)	10000	10000	10000	30000
Shareholding as a % of total no. of shares (calculated as per SCRR, 1957) (VIII) As a % of (A+B+C2)	0.01	0.01	0.01	0.03
Number of Voting Rights held in each class of securities (IX)				
Class eg: X	10000	10000	10000	30000
Class eg: y				
Total	10000	10000	10000	30000
Total as a % of Total Voting rights	0.01	0.01	0.01	0.03
No. Of Shares Underlying Outstanding convertible securities (X)				
No. of Shares Underlying Outstanding Warrants (Xi)				
No. Of Shares Underlying Outstanding convertible securities and No. Of Warrants (Xi) (a)				
Shareholding , as a % assuming full conversion of convertible securities (as a percentage of diluted share capital) (XI)= (VII) +(Xi)(a) As a % of (A+B+C2)	0.01	0.01	0.01	0.03
Number of Locked in shares (XII)				
No. (a)				
As a % of total Shares held (b)				
Number of Shares pledged or otherwise encumbered (XIII)				
No. (a)				
As a % of total Shares held (b)				

For STAR METALLICS AND POWER PVT. LTD

186

Authorised Signatory




Number of equity shares held in dematerialized form (XIV)	0			0
Reason for not providing PAN				
Reason for not providing PAN				

For STAR METALLICS AND POWER PVT. LTD

AS


Authorised Signatory



Any Other (specify)		
Serial No.	1	
Category	Bodies Corporate	Click here to go back
Name of the Shareholders (I)	The Sandur Manganese & Iron Ores Limited	
PAN (II)		Total
No. of the Shareholders (I)	1	1
No. of fully paid up equity shares held (IV)	75240000	75240000
No. Of Partly paid-up equity shares held (V)		
No. Of shares underlying Depository Receipts (VI)		
Total nos. shares held (VII) = (IV) + (V) + (VI)	75240000	75240000
Shareholding as a % of total no. of shares (calculated as per SCRR, 1957) (VIII) As a % of (A+B+C2)	80.57	80.57
Number of Voting Rights held in each class of securities (IX)		
Class eg: X	75240000	75240000
Class eg: y		
Total	75240000	75240000
Total as a % of Total Voting rights	80.57	80.57
No. Of Shares Underlying Outstanding convertible securities (X)		
No. of Shares Underlying Outstanding Warrants (Xi)		
No. Of Shares Underlying Outstanding convertible securities and No. Of Warrants (Xi) (a)		
Shareholding , as a % assuming full conversion of convertible securities (as a percentage of diluted share capital) (XI)= (VII) + (X) As a % of (A+B+C2)	80.57	80.57
Number of Locked in shares (XII)		
No. (a)		
As a % of total Shares held (b)		

For STAR METALLICS AND POWER PVT. LTD

Authorised Signatory




Number of Shares pledged or otherwise encumbered (XIII)		
No. (a)		
As a % of total Shares held (b)		
Number of equity shares held in dematerialized form (XIV)	0	0
Reason for not providing PAN		

For STAR METALLICS AND POWER PVT. LTD


Handwritten signature


Authorised Signatory



Any Other (specify)		
Serial No.	1	
Category	Bodies Corporate	
Category / More than 1 percentage	More than 1 percentage of shareholding	
Name of the Shareholders (I)	Euro Industrial Enterprises Private Limited	Click here to go back
PAN (II)		Total
No. of the Shareholders (I)	1	0
No. of fully paid up equity shares held (IV)	18109705	0
No. Of Partly paid-up equity shares held (V)		
No. Of shares underlying Depository Receipts (VI)		
Total nos. shares held (VII) = (IV)+ (V)+ (VI)	18109705	0
Shareholding as a % of total no. of shares (calculated as per SCRR, 1957) (VIII) As a % of (A+B+C2)	19.39	0
Number of Voting Rights held in each class of securities (IX)		
Class eg: X	18109705	0
Class eg: y		
Total	18109705	0
Total as a % of Total Voting rights	19.39	0
No. Of Shares Underlying Outstanding convertible securities (X)		
No. of Shares Underlying Outstanding Warrants (Xi)		
No. Of Shares Underlying Outstanding convertible securities and No. Of Warrants (Xi) (a)		
Shareholding, as a % assuming full conversion of convertible securities (as a percentage of diluted share capital) (XI)= (VII) +(X) As a % of (A+B+C2)	19.39	0
Number of Locked in shares (XII)		
No. (a)		

For STAR METALLICS AND POWER PVT. LTD

190

 Authorised Signatory




As a % of total Shares held (b)		
Number of equity shares held in dematerialized form (XIV)	0	0
Reason for not providing PAN		
Reason for not providing PAN		

For STAR METALLICS AND POWER PVT. LTD

TS

Authorised Signatory




General information about company	
Scrip code	
Name of the company	Star Metallics and Power Private Limited
Whether company is SME	No
Class of Security	Equity Shares
Type of report	
Quarter Ended / Half year ended/Date of Report (For Prelisting / Allotment)	
Date of allotment / extinguishment (in case Capital Restructuring selected) / Listing Date	
Shareholding pattern filed under	Regulation 31 (1) (b)

For STAR METALLICS AND POWER PVT. LTD



Authorised Signatory



Sr. No.	Particular	Yes/No
1	Whether the Listed Entity has issued any partly paid up shares?	No
2	Whether the Listed Entity has issued any Convertible Securities ?	No
3	Whether the Listed Entity has issued any Warrants ?	No
4	Whether the Listed Entity has any shares against which depository receipts are issued?	No
5	Whether the Listed Entity has any shares in locked-in?	No
6	Whether any shares held by promoters are pledge or otherwise encumbered?	No
7	Whether company has equity shares with differential voting rights?	No

For STAR METALLICS AND POWER PVT. LTD



Authorised Signatory




Table I - Summary Statement holding of specified securities											
Category (I)	Category of shareholder (II)	Nos. Of shareholders (III)	No. of fully paid up equity shares held (IV)	No. Of Partly paid-up equity shares held (V)	No. Of shares underlying Depository Receipts (VI)	Total nos. shares held (VII) = (IV)+ (V)+ (VI)	Shareholding as a % of total no. of shares (calculated as per SCRR, 1957) (VIII) As a % of (A+B+C2)	Number of Voting Rights held in each class of securities (IX)			
								No of Voting (XIV) Rights			Total as a % of (A+B+C)
								Class eg: X	Class eg: y	Total	
(A)	Promoter & Promoter Group	4	75270000			75270000	80.61	75270000		75270000	80.61
(B)	Public	1	18109705			18109705	19.39	18109705		18109705	19.39
(C)	Non Promoter-Non Public										
(C1)	Shares underlying DRs										
(C2)	Shares held by Employee Trusts										
	Total	5	93379705			93379705	100	93379705		93379705	100

For STAR METALLICS AND POWER PVT. LTD

AN

Authorised Signatory




Table I - Summary Statement holding of specified securities										
Category (I)	Category of shareholder (II)	No. Of Shares Underlying Outstanding convertible securities (X)	No. of Shares Underlying Outstanding Warrants (Xi)	No. Of Shares Underlying Outstanding convertible securities and No. Of Warrants (Xi) (a)	Shareholding , as a % assuming full conversion of convertible securities (as a percentage of diluted share capital) (XI)= (VII)+(X) As a % of (A+B+C2)	Number of Locked in shares (XII)		Number of Shares pledged or otherwise encumbered (XIII)		Number of equity shares held in dematerialized form (XIV)
						No. (a)	As a % of total Shares held (b)	No. (a)	As a % of total Shares held (b)	
(A)	Promoter & Promoter Group				80.61					0
(B)	Public				19.39					0
(C)	Non Promoter-Non Public									
(C1)	Shares underlying DRs									
(C2)	Shares held by Employee Trusts									
	Total				100					0

For STAR METALLICS AND POWER PVT. LTD

AS

Authorised Signatory




Table II - Statement showing shareholding pattern of the Promoter and Promoter Group											
Sr.	Category & Name of the Shareholders (I)	Nos. Of shareholders (III)	No. of fully paid up equity shares held (IV)	No. Of Partly paid-up equity shares held (V)	No. Of shares underlying Depository Receipts (VI)	Total nos. shares held (VII) = (IV)+(V) + (VI)	Shareholding as a % of total no. of shares (calculated as per SCRR, 1957) (VIII) As a % of (A+B+C2)	Number of Voting Rights held in each class of securities (IX)			
								No of Voting (XIV) Rights			Total as a % of Total Voting rights
								Class eg: X	Class eg: y	Total	
A	Table II - Statement showing shareholding pattern of the Promoter and Promoter Group										
(1)	Indian										
(a)	Individuals/Hindu undivided Family	3	30000			30000	0.03	30000		30000	0.03
(d)	Any Other (specify)	1	75240000			75240000	80.57	75240000		75240000	80.57
Sub-Total (A)(1)		4	75270000			75270000	80.61	75270000		75270000	80.61
(2)	Foreign										
Total Shareholding of Promoter and Promoter Group (A)-(A)(1)+(A)(2)		4	75270000			75270000	80.61	75270000		75270000	80.61
B	Table III - Statement showing shareholding pattern of the Public shareholder										
(1)	Institutions										
(3)	Non-institutions										
(e)	Any Other (specify)	1	18109705			18109705	19.39	18109705		18109705	19.39
Sub-Total (B)(3)		1	18109705			18109705	19.39	18109705		18109705	19.39
Total Public Shareholding (B)-(B)(1)+(B)(2)+(B)(3)		1	18109705			18109705	19.39	18109705		18109705	19.39
C	Table IV - Statement showing shareholding pattern of the Non Promoter- Non Public shareholder										
Total (A+B+C2)		5	93379705			93379705	100	93379705		93379705	100
Total (A+B+C)		5	93379705			93379705	100	93379705		93379705	100

For STAR METALLICS AND POWER PVT. LTD


 Authorised Signatory





Table II - Statement showing shareholding pattern of the Promoter and Promoter Group									
Sr.	No. Of Shares Underlying Outstanding convertible securities (X)	No. of Shares Underlying Outstanding Warrants (Xi)	No. Of Shares Underlying Outstanding convertible securities and No. Of Warrants (Xi) (a)	Shareholding , as a % assuming full conversion of convertible securities (as a percentage of diluted share capital) (XI)= (VII)+(X) As a % of (A+B+C2)	Number of Locked in shares (XII)		Number of Shares pledged or otherwise encumbered (XIII)		Number of equity shares held in dematerialized form (XIV)
					No. (a)	As a % of total Shares held (b)	No. (a)	As a % of total Shares held (b)	
A	Table II - Statement showing shareholding pattern of the Promoter and Promoter Group								
(1)	Indian								
(a)				0.03					0
(d)				80.57					0
Sub-Total (A) (1)				80.61					0
(2)	Foreign								
Total Shareholding of Promoter and Promoter Group (A)=(A) (1)+(A)(2)				80.61					0
B	Table III - Statement showing shareholding pattern of the Public shareholder								
(1)	Institutions								
(3)	Non-institutions								
(e)				19.39					0
Sub-Total (B) (3)				19.39					0
Total Public Shareholding (B)=(B)(1)+(B) (2)+(B)(3)				19.39					0
C	Table IV - Statement showing shareholding pattern of the Non Promoter- Non Public shareholder								
Total (A+B+C2)				100					0
Total (A+B+C)				100					0

For STAR METALLICS AND POWER PVT. LTD




Authorised Signatory



Individuals/Hindu undivided Family				
Serial No.	1	2	3	
Name of the Shareholders (I)	N. S. Lakshmanan	Mohammed Shafiulla	Ahamed Shakir	Click here to go back
PAN (II)	AATPL3575C	ALIPS3039A	AACPS3538B	Total
No. of fully paid up equity shares held (IV)	10000	10000	10000	30000
No. Of Partly paid-up equity shares held (V)				
No. Of shares underlying Depository Receipts (VI)				
Total nos. shares held (VII) = (IV)+ (V)+ (VI)	10000	10000	10000	30000
Shareholding as a % of total no. of shares (calculated as per SCRR, 1957) (VIII) As a % of (A+B+C2)	0.01	0.01	0.01	0.03
Number of Voting Rights held in each class of securities (IX)				
Class eg: X	10000	10000	10000	30000
Class eg: y				
Total	10000	10000	10000	30000
Total as a % of Total Voting rights	0.01	0.01	0.01	0.03
No. Of Shares Underlying Outstanding convertible securities (X)				
No. of Shares Underlying Outstanding Warrants (Xi)				
No. Of Shares Underlying Outstanding convertible securities and No. Of Warrants (Xi) (a)				
Shareholding , as a % assuming full conversion of convertible securities (as a percentage of diluted share capital) (XI)= (VII) + (Xi)(a) As a % of (A+B+C2)	0.01	0.01	0.01	0.03
Number of Locked in shares (XII)				
No. (a)				
As a % of total Shares held (b)				
Number of Shares pledged or otherwise encumbered (XIII)				
No. (a)				
As a % of total Shares held (b)				

For STAR METALLICS AND POWER PVT. LTD

Authorised Signatory




Number of equity shares held in dematerialized form (XIV)	0			0
Reason for not providing PAN				
Reason for not providing PAN				

For STAR METALLICS AND POWER PVT. LTD


AS


Authorised Signatory



Any Other (specify)		
Serial No.	1	
Category	Bodies Corporate	Click here to go back
Name of the Shareholders (I)	The Sandur Manganese & Iron Ores Limited	
PAN (II)	AAACT7495D	Total
No. of the Shareholders (I)	1	1
No. of fully paid up equity shares held (IV)	75240000	75240000
No. Of Partly paid-up equity shares held (V)		
No. Of shares underlying Depository Receipts (VI)		
Total nos. shares held (VII) = (IV)+ (V)+ (VI)	75240000	75240000
Shareholding as a % of total no. of shares (calculated as per SCRR, 1957) (VIII) As a % of (A+B+C2)	80.57	80.57
Number of Voting Rights held in each class of securities (IX)		
Class eg: X	75240000	75240000
Class eg:y		
Total	75240000	75240000
Total as a % of Total Voting rights	80.57	80.57
No. Of Shares Underlying Outstanding convertible securities (X)		
No. of Shares Underlying Outstanding Warrants (Xi)		
No. Of Shares Underlying Outstanding convertible securities and No. Of Warrants (Xi) (a)		
Shareholding , as a % assuming full conversion of convertible securities (as a percentage of diluted share capital) (XI)= (VII) +(X) As a % of (A+B+C2)	80.57	80.57
Number of Locked in shares (XII)		
No. (a)		
As a % of total Shares held (b)		

For STAR METALLICS AND POWER PVT. LTD

200

 Authorised Signatory




Number of Shares pledged or otherwise encumbered (XIII)		
No. (a)		
As a % of total Shares held (b)		
Number of equity shares held in dematerialized form (XIV)	0	0
Reason for not providing PAN		

For STAR METALLICS AND POWER PVT. LTD


AS


Authorised Signatory



Any Other (specify)		
Serial No.	1	
Category	Bodies Corporate	
Category / More than 1 percentage	More than 1 percentage of shareholding	
Name of the Shareholders (I)	Euro Industrial Enterprises Private Limited	Click here to go back
PAN (II)	AABCE4093M	Total
No. of the Shareholders (I)	1	0
No. of fully paid up equity shares held (IV)	18109705	0
No. Of Partly paid-up equity shares held (V)		
No. Of shares underlying Depository Receipts (VI)		
Total nos. shares held (VII) = (IV)+ (V)+ (VI)	18109705	0
Shareholding as a % of total no. of shares (calculated as per SCRR, 1957) (VIII) As a % of (A+B+C2)	19.39	0
Number of Voting Rights held in each class of securities (IX)		
Class eg: X	18109705	0
Class eg: y		
Total	18109705	0
Total as a % of Total Voting rights	19.39	0
No. Of Shares Underlying Outstanding convertible securities (X)		
No. of Shares Underlying Outstanding Warrants (Xi)		
No. Of Shares Underlying Outstanding convertible securities and No. Of Warrants (Xi) (a)		
Shareholding , as a % assuming full conversion of convertible securities (as a percentage of diluted share capital) (XI)= (VII) + (X) As a % of (A+B+C2)	19.39	0
Number of Locked in shares (XII)		
No. (a)		

For STAR METALLICS AND POWER PVT. LTD


Authorised Signatory



As a % of total Shares held (b)		
Number of equity shares held in dematerialized form (XIV)	0	0
Reason for not providing PAN		
Reason for not providing PAN		

For STAR METALLICS AND POWER PVT. LTD



Authorised Signatory

